


***FINANCIAL REPORTS  
FOR THE MONTH OF  
JANUARY, 2019***

***BRADFORD  
EXEMPTED VILLAGE  
SCHOOL DISTRICT***



Date: 02/01/2019  
Time: 11:31 am

BRADFORD BOARD OF EDUCATION  
Financial Report by Fund  
CASH CONTROL

Begin Balance	MTD Receipts	FYTD Receipts	MTD Expenditures	FYTD Expenditures	Current Fund Balance	Current Encumbrances	Unencumbered Fund Balance
5,940,415.63	658,865.37	4,302,956.15	442,645.43	3,868,520.98	6,374,850.80	911,892.40	5,462,958.40
TOTAL FOR Fund 001 - GENERAL:							
170,869.65	0.00	44,835.32	0.00	120,637.80	95,087.17	0.00	95,087.17
TOTAL FOR Fund 002 - BOND RETIREMENT:							
441,263.90	0.00	0.00	0.00	0.00	441,263.90	0.00	441,263.90
TOTAL FOR Fund 003 - PERMANENT IMPROVEMENT:							
91,719.10	22,216.19	125,624.57	21,847.39	134,874.60	82,469.07	20,532.65	61,936.42
TOTAL FOR Fund 006 - FOOD SERVICE:							
34,506.36	4,000.00	6,000.00	11,000.00	11,750.00	28,756.36	12,500.00	16,256.36
TOTAL FOR Fund 007 - SPECIAL TRUST:							
54,575.24	117.75	736.89	0.00	0.00	55,312.13	2,000.00	53,312.13
TOTAL FOR Fund 008 - ENDOWMENT:							
33,885.67	387.50	3,988.02	296.35	7,546.08	30,027.61	8,663.09	21,364.52
TOTAL FOR Fund 018 - PUBLIC SCHOOL SUPPORT:							
22,207.17	0.00	22,542.85	0.00	7,497.50	37,252.52	5,548.86	31,703.66
TOTAL FOR Fund 019 - OTHER GRANT:							
1,439.50	0.00	0.00	0.00	24.11	1,415.39	0.00	1,415.39
TOTAL FOR Fund 022 - DISTRICT AGENCY:							
440,920.64	0.00	8,568.68	0.00	143.17	449,336.15	0.00	449,336.15
TOTAL FOR Fund 034 - CLASSROOM FACILITIES MAINT.:							
28,981.13	1,528.51	28,602.19	9,204.64	24,983.89	32,589.43	8,246.27	24,343.16
TOTAL FOR Fund 200 - STUDENT MANAGED ACTIVITY:							
23,892.11	4,998.00	79,126.80	7,737.56	59,692.61	43,326.30	20,479.20	22,847.10
TOTAL FOR Fund 300 - DISTRICT MANAGED ACTIVITY:							
0.00	0.00	1,600.00	0.00	500.00	1,300.00	0.00	1,300.00
TOTAL FOR Fund 451 - DATA COMMUNICATION FUND:							
0.00	0.00	2,718.25	0.00	147.50	2,570.75	0.00	2,570.75
TOTAL FOR Fund 499 - MISCELLANEOUS STATE GRANT FUN:							
148.94	6,123.43	84,525.47	14,446.87	73,286.93	11,407.48	192.15	11,215.33
TOTAL FOR Fund 572 - TITLE I DISADVANTAGED CHILDRE:							
0.00	14,631.10	14,631.10	0.00	0.00	14,631.10	0.00	14,631.10
TOTAL FOR Fund 590 - IMPROVING TEACHER QUALITY:							
7,360,069.27	700,620.99	4,863,965.02	514,069.97	4,430,820.69	7,733,213.60	990,914.32	6,742,299.28
GRAND TOTALS:							
15,524.23	0.00	137,318.73	6,891.73	121,225.52	31,617.44	919.70	30,697.74
TOTAL FOR Fund 599 - MISCELLANEOUS FED. GRANT FUND							

Date: 02/01/2019  
 Time: 11:31 am

BRADFORD BOARD OF EDUCATION  
 Financial Detail Report for 01/01/2019 - 01/31/2019 by FUND-SCC  
 Called from FINSUM to check balances

	Begin Balance	Receipts	Expenditures	End Balance
TOTAL FOR FUND-SCC 001 0000 (GENERAL FUND):	6,222,686.06	658,794.43	442,444.22	6,439,046.27
TOTAL FOR FUND-SCC 001 9000 (GENERAL):	5,151.82	0.00	0.00	5,151.82
TOTAL FOR FUND-SCC 001 9002 (SED BUS PURCHASE SET-ASIDES DARKE CO):	31,156.92	0.00	0.00	31,156.92
TOTAL FOR FUND-SCC 001 9003 (MH BUS PURCHASE SET-ASIDES - DARKE CO)	66,502.99	0.00	0.00	66,502.99
TOTAL FOR FUND-SCC 001 9045 (GENERAL):	35,528.13	0.00	0.00	35,528.13
TOTAL FOR FUND-SCC 001 9118 (GENERAL FUND EXPENDITURE FOR LITERACY	5,723.94-	0.00	2.86	5,726.80-
TOTAL FOR FUND-SCC 001 9119 (STRIVING READERS GRANT):	17,419.58-	0.00	0.00	17,419.58-
TOTAL FOR FUND-SCC 001 9121 (TEXTBOOK AND INSTRUCTIONAL MATERIALS S	82,552.65	0.00	120.71	82,431.94
TOTAL FOR FUND-SCC 001 9122 (CAPITAL MAINTENANCE SET-ASIDES):	434,022.97-	0.00	0.00	434,022.97-
TOTAL FOR FUND-SCC 001 9125 (Cafeteria Plan Refunds):	651.98	0.00	0.00	651.98
TOTAL FOR FUND-SCC 001 9194 (GENERAL FUND - STATE BUS PURCHASE ALLO	4,229.48	0.00	0.00	4,229.48
TOTAL FOR FUND-SCC 001 9195 (GENERAL FUND - PARITY):	116,690.81	0.00	0.00	116,690.81
TOTAL FOR FUND-SCC 001 9215 (BOOSTER CLUB MONEY FOR FOOD ACTIVITIES	51.71-	70.94	70.94	51.71-
TOTAL FOR FUND-SCC 001 9221 (TRANSPORATION USING VAN):	131.93-	0.00	0.00	131.93-
TOTAL FOR FUND-SCC 001 9222 (GENERAL):	244.08	0.00	0.00	244.08
TOTAL FOR FUND-SCC 001 9318 (PETTY CASH ACCOUNTS):	100.00-	0.00	0.00	100.00-
TOTAL FOR FUND-SCC 001 9320 (GENERAL):	30.00	0.00	0.00	30.00
TOTAL FOR FUND-SCC 001 9412 (GENERAL STATE SETASIDE):	113,345.65	0.00	0.00	113,345.65
TOTAL FOR FUND-SCC 001 9718 (GENERAL):	62,663.86-	0.00	6.70	62,670.56-
TOTAL FOR FUND-SCC 001 9619 (FEDERAL GRANT EXPENDITURES IN GENERAL	35.72-	0.00	0.00	35.72-
TOTAL FOR FUND-SCC 002 0000 (BOND RETIREMENT 4.12 MILLS BOND REG/BL	80,458.31	0.00	0.00	80,458.31
TOTAL FOR FUND-SCC 002 9020 (BOND RETIREMENT .58 MILLS BOND SITE 20	14,628.86	0.00	0.00	14,628.86
TOTAL FOR FUND-SCC 003 0000 (PERMANENT IMPROVEMENT FUND):	441,263.90	0.00	0.00	441,263.90
TOTAL FOR FUND-SCC 005 0000 (LUNCHROOM/FOOD SERVICE):	82,180.27	22,216.19	21,847.39	82,549.07
TOTAL FOR FUND-SCC 006 9318 (PETTY CASH ACCOUNTS):	80.00-	0.00	0.00	80.00-
TOTAL FOR FUND-SCC 007 9000 (UNCLAIMED FUNDS):	489.75	0.00	0.00	489.75

Date: 02/01/2019  
 Time: 11:31 am

BRADFORD BOARD OF EDUCATION  
 Financial Detail Report for 01/01/2019 - 01/31/2019 by FUND-SCC  
 Called from FINSUM to check balances

	Begin Balance	Receipts	Expenditures	End Balance
TOTAL FOR FUND-SCC 007 9900 (BRADFORD FIRE & RESCUE SCHOLARSHIP):	500.00-	0.00	500.00	1,000.00-
TOTAL FOR FUND-SCC 007 9901 (CREIGLOW SCHOLARSHIP FUND):	750.00	0.00	0.00	750.00
TOTAL FOR FUND-SCC 007 9902 (BLESSED DIRECTION INC. SCHOLARSHIP):	5,000.00	0.00	1,500.00	3,500.00
TOTAL FOR FUND-SCC 007 9903 (MAX WEAVER SCHOLARSHIP FUND):	500.00	0.00	0.00	500.00
TOTAL FOR FUND-SCC 007 9905 (CHAD NOLAN SCHOLARSHIP/MISC):	3,250.00-	0.00	1,000.00	4,250.00-
TOTAL FOR FUND-SCC 007 9906 (COVINGTON EAGLES SCHOLARSHIP FUND):	3,774.62	0.00	500.00	3,274.62
TOTAL FOR FUND-SCC 007 9907 (PEPSI AND COCA-COLA SCHOLARSHIP FUNDS)	2,500.00	0.00	0.00	2,500.00
TOTAL FOR FUND-SCC 007 9908 (RICHARD "DICK" HARMON SCHOLARSHIP FUND	25,500.00	0.00	2,500.00	23,000.00
TOTAL FOR FUND-SCC 007 9909 (VERNON LINDEMAN LINEMAN SCHOLARSHIP):	1,000.00	0.00	0.00	1,000.00
TOTAL FOR FUND-SCC 007 9912 (HAROLD MARKER SCHOLARSHIP FUND):	4,000.00	0.00	2,000.00	2,000.00
TOTAL FOR FUND-SCC 007 9996 (PRODUCTION PAINT FINISHERS GRANT/SPECI	4,007.99-	4,000.00	3,000.00	3,007.99-
TOTAL FOR FUND-SCC 008 0000 (MADE KINDERGARTEN):	10,413.63	22.22	0.00	10,435.85
TOTAL FOR FUND-SCC 008 9202 (BEARD ENDOWMENT):	44,780.75	95.53	0.00	44,876.28
TOTAL FOR FUND-SCC 018 9110 (PRINCIPAL FUND - ELEMENTARY):	12,273.00	0.00	163.47	12,109.53
TOTAL FOR FUND-SCC 018 9113 (ELEMENTARY PRINCIPAL -BOX TOPS):	12,914.35	0.00	132.88	12,781.47
TOTAL FOR FUND-SCC 018 9130 (HIGH SCHOOL PRINCIPAL FUND):	2,311.11	387.50	0.00	2,698.61
TOTAL FOR FUND-SCC 018 9131 (HIGH SCHOOL PRINCIPAL (AFTER PROM) FUN	250.00	0.00	0.00	250.00
TOTAL FOR FUND-SCC 018 9222 (HIGH SCHOOL PRINCIPAL FUND LIBRARY):	2,188.00	0.00	0.00	2,188.00
TOTAL FOR FUND-SCC 019 0000 (OTHER GRANT):	2.85	0.00	0.00	2.85
TOTAL FOR FUND-SCC 019 9001 (SHOPA KIDS IN NEED FOUNDATION GRANT):	0.35	0.00	0.00	0.35
TOTAL FOR FUND-SCC 019 9003 (MIAMI COUNTY FOUNDATION-FEELING GOOD M	1.84	0.00	0.00	1.84
TOTAL FOR FUND-SCC 019 9004 (RADIO & TEL NEWS DIRECTORS FOUND MEDIA	174.02	0.00	0.00	174.02
TOTAL FOR FUND-SCC 019 9005 (ECO GARDEN GRANT MIAMI COUNTY PARK DIS	500.00	0.00	0.00	500.00
TOTAL FOR FUND-SCC 019 9007 (REED - VALEDICTORIAN/MEMORIAL):	309.58	0.00	0.00	309.58
TOTAL FOR FUND-SCC 019 9008 (MIAMI COUNTY FOUNDATION ECO GARDEN GRA	3.75	0.00	0.00	3.75
TOTAL FOR FUND-SCC 019 9009 (ELEMENTARY ART - TROY FOUNDATION):	12.91	0.00	0.00	12.91

Date: 02/01/2019  
Time: 11:31 am

BRADFORD BOARD OF EDUCATION  
Financial Detail Report for 01/01/2019 - 01/31/2019 by FUND-SCC  
Called from FINSUM to check balances

	Begin Balance	Receipts	Expenditures	End Balance
TOTAL FOR FUND-SCC 019 9011 (MIAMI COUNTY FOUNDATION ALL ABOARD PRO	102.22	0.00	0.00	102.22
TOTAL FOR FUND-SCC 019 9012 (MAC GRANT):	1,093.18	0.00	0.00	1,093.18
TOTAL FOR FUND-SCC 019 9015 (MIAMI COUNTY FOUNDATION ELEMENTARY GRA	20.25	0.00	0.00	20.25
TOTAL FOR FUND-SCC 019 9017 (EAGLES-COVINGTON DONATION):	5,927.64	0.00	0.00	5,927.64
TOTAL FOR FUND-SCC 019 9018 (MIAMI COUNTY FOUNDATION-ART DISCOVERY	512.62	0.00	0.00	512.62
TOTAL FOR FUND-SCC 019 9019 (MIAMI COUNTY FOUNDATION FALL/ELE HEALT	7,000.00	0.00	0.00	7,000.00
TOTAL FOR FUND-SCC 019 9022 (MISCELLANEOUS FIELD TRIP GRANTS):	758.76	0.00	0.00	758.76
TOTAL FOR FUND-SCC 019 9023 (VIVIAN RUSSELL KINDERGARTEN FUND):	57.87	0.00	0.00	57.87
TOTAL FOR FUND-SCC 019 9024 (ANNA BIER ART GRANT):	993.99	0.00	0.00	993.99
TOTAL FOR FUND-SCC 019 9026 (BELIEVE IN OHIO GRANT):	67.65	0.00	0.00	67.65
TOTAL FOR FUND-SCC 019 9131 (MIAMI COUNTY FOUNDATION SEMI-ANNUAL GR	12,048.04	0.00	0.00	12,048.04
TOTAL FOR FUND-SCC 019 9181 (MIAMI COUNTY PARKS - GIZWOS GRANT):	5.00	0.00	0.00	5.00
TOTAL FOR FUND-SCC 019 9222 (OTHER GRANT LIBRARY):	10.00	0.00	0.00	10.00
TOTAL FOR FUND-SCC 019 9230 (OTHER GRANT):	150.00	0.00	0.00	150.00
TOTAL FOR FUND-SCC 019 9410 (GRANT FROM DARKE COUNTY FOUNDATION):	1,100.00	0.00	0.00	1,100.00
TOTAL FOR FUND-SCC 019 9517 (OTHER GRANT):	6,400.00	0.00	0.00	6,400.00
TOTAL FOR FUND-SCC 022 0000 (OHSAA TOURNAMENT ACCOUNTS):	399.54	0.00	0.00	399.54
TOTAL FOR FUND-SCC 022 9716 (DISTRICT AGENCY):	1,015.85	0.00	0.00	1,015.85
TOTAL FOR FUND-SCC 034 0000 (CLASSROOM FACILITY MAINTENANCE):	448,697.61	0.00	0.00	448,697.61
TOTAL FOR FUND-SCC 034 9045 (MAINTENANCE FUND DELINQUENCIES):	638.54	0.00	0.00	638.54
TOTAL FOR FUND-SCC 200 9000 (MULTIPLE DISABILITIES CLASS):	2,530.16	0.00	0.00	2,530.16
TOTAL FOR FUND-SCC 200 9019 (CLASS OF 2019):	1,741.57	0.00	280.03	1,461.54
TOTAL FOR FUND-SCC 200 9020 (CLASS OF 2020):	1,533.63	0.00	361.48	1,172.15
TOTAL FOR FUND-SCC 200 9021 (CLASS OF 2021):	2,533.37	300.00	0.00	2,833.37
TOTAL FOR FUND-SCC 200 9022 (CLASS OF 2022):	552.00	243.51	364.00	431.51
TOTAL FOR FUND-SCC 200 9119 (POWER OF THE PEN):	280.00	0.00	0.00	280.00

Date: 02/01/2019  
Time: 11:31 am

BRADFORD BOARD OF EDUCATION  
Financial Detail Report for 01/01/2019 - 01/31/2019 by FUND-SCC  
Called from FINSUM to check balances

	Begin Balance	Receipts	Expenditures	End Balance
TOTAL FOR FUND-SCC 200 9128 (SPANISH CLUB):	264.10	0.00	0.00	264.10
TOTAL FOR FUND-SCC 200 9130 (MUSE MACHINE):	2,001.22	0.00	0.00	2,001.22
TOTAL FOR FUND-SCC 200 9131 (DRAMA CLUB):	6,099.49	0.00	0.00	6,099.49
TOTAL FOR FUND-SCC 200 9133 (GLEE CLUB):	368.65	0.00	0.00	368.65
TOTAL FOR FUND-SCC 200 9330 (FUTURE FARMERS OF AMERICA):	11,314.73	590.00	6,662.57	5,242.16
TOTAL FOR FUND-SCC 200 9400 (HIGH SCHOOL MUSIC DEPARTMENT):	1,071.12	0.00	0.00	1,071.12
TOTAL FOR FUND-SCC 200 9610 (ELEMENTARY STUDENT COUNCIL):	513.56	0.00	0.00	513.56
TOTAL FOR FUND-SCC 200 9630 (HIGH SCHOOL STUDENT COUNCIL):	2,034.56	0.00	336.56	1,698.00
TOTAL FOR FUND-SCC 200 9680 (YEARBOOK):	7,643.67	395.00	1,200.00	6,838.67
TOTAL FOR FUND-SCC 200 9710 (NATIONAL HONOR SOCIETY):	216.27	0.00	0.00	216.27
TOTAL FOR FUND-SCC 300 9001 (HIGH SCHOOL ART):	721.58	0.00	0.00	721.58
TOTAL FOR FUND-SCC 300 9002 (WASHINGTON DC TRIP - 8TH GRADE):	848.13	0.00	0.00	848.13
TOTAL FOR FUND-SCC 300 9004 (MEDIA-TECH CLASS):	5.57	0.00	0.00	5.57
TOTAL FOR FUND-SCC 300 9500 (ATHLETIC DIRECTOR):	45,436.84	4,998.00	7,737.56	42,697.28
TOTAL FOR FUND-SCC 300 9501 (ATHLETIC DIRECTOR FSN):	750.00	0.00	0.00	750.00
TOTAL FOR FUND-SCC 451 9819 (FY19 DATA COMMUNICATIONS):	1,300.00	0.00	0.00	1,300.00
TOTAL FOR FUND-SCC 499 9819 (Ohio School Safety Grants):	2,570.75	0.00	0.00	2,570.75
TOTAL FOR FUND-SCC 572 0000 (TITLE I):	485.84	0.00	0.00	485.84
TOTAL FOR FUND-SCC 572 9819 (TITLE ONE 2018-2019 SCHOOL YEAR):	31,491.94	6,123.43	14,445.87	10,921.64
TOTAL FOR FUND-SCC 590 9819 (TITLE IIA FOR THE 2018-2019 SCHOOL YEA	0.00	14,631.10	0.00	14,631.10
TOTAL FOR FUND-SCC 599 0000 (OTHER MISC FEDERAL GRANTS):	51.31	0.00	0.00	51.31
TOTAL FOR FUND-SCC 599 9118 (MISC. FED. GRANT):	71.60	0.00	0.00	71.60
TOTAL FOR FUND-SCC 599 9119 (MISC. FED. GRANT):	9,819.04	0.00	6,891.73	16,710.77
TOTAL FOR FUND-SCC 599 9199 (GRANT SMALL RURAL SCHOOL GRANTS):	24,037.00	0.00	0.00	24,037.00
TOTAL FOR FUND-SCC 599 9918 (REAP FY2018):	24,311.50	0.00	0.00	24,311.50

Date: 02/01/2019  
Time: 11:31 am

BRADFORD BOARD OF EDUCATION  
Financial Detail Report for 01/01/2019 - 01/31/2019 by FUND-SCC  
Called from FINSUM to check balances

Page: 5  
(FINDET)

Begin Balance	Receipts	Expenditures	End Balance
7,546,662.58	700,620.99	514,069.97	7,733,213.60

GRAND TOTALS:

DEPOSITORY	MONTH OF JANUARY		VARIANCE
	DECEMBER	JANUARY	
COVINGTON SAVINGS & LOAN	\$ 46,072.16	\$ 71,872.27	\$ 25,800.11
COVINGTON SAVINGS & LOAN	\$ 500.01	\$ 500.01	\$ -
GREENVILLE NATIONAL BANK	\$ 1,000.00	\$ 1,000.00	\$ -
SECOND NATIONAL BANK	\$ 998,699.23	\$ 1,002,715.84	\$ 4,016.61
STAR OHIO	\$ 2,755,410.33	\$ 2,906,939.34	\$ 151,529.01
STAR OHIO PLUS	\$ 2,494,980.95	\$ 2,500,186.14	\$ 5,205.19 ok
			\$ -
	\$ 6,296,662.68	\$ 6,483,213.60	\$ 186,550.92
			\$ -
			\$ -
CDARS	\$ 1,250,000.00	\$ 1,250,000.00	\$ -
PETTY CASH	\$ 100.00 MEMO	\$ 100.00 memo	\$ -
LIBRARY CHANGE FUND	\$ -	\$ -	\$ -
CAFETERIA CHANGE FUND	\$ 80.00 MEMO	\$ 80.00 memo	\$ -
ATHLETIC CHANGE FUND	\$ 1,500.00 MEMO	\$ 1,500.00 memo	\$ -
	\$ 7,546,662.68	\$ 7,733,213.60	\$ 186,550.92
			\$ -
		\$ 7,733,213.60	\$ -




DATE: 02/01/2019  
TIME: 09:22

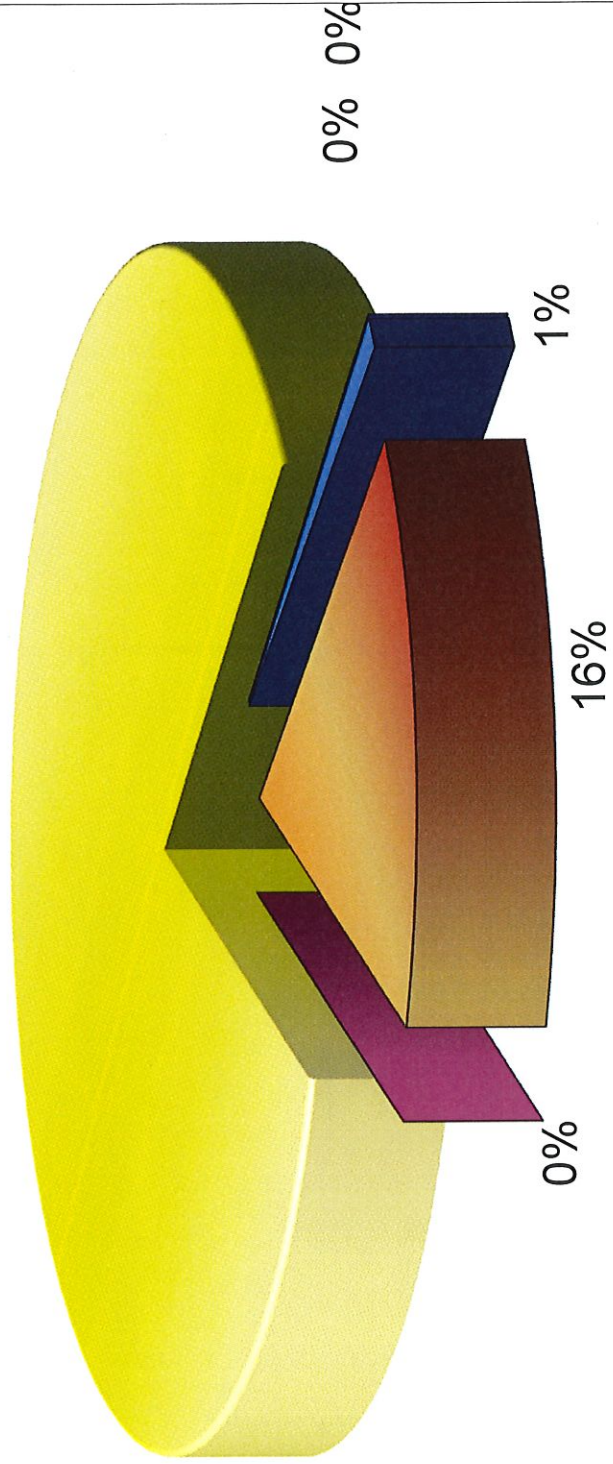
BRADFORD BOARD OF EDUCATION  
CASH RECONCILIATION AS OF 01/31/2019

PAGE: 1  
(USAEMSED)

	SUB-TOTALS	TOTALS
	-----	-----
Gross Depository Balances:		
SECOND NATIONAL BANK	\$ 1,002,715.84	
COVINGTON SAVINGS & LOAN	143,473.96	
COVINGTON SAVINGS & LOAN-ATHLETI	565.01	
STAR OHIO	2,906,939.34	
STAR OHIO PLUS	2,500,186.14	
FIRST FINANCIAL BANK	0.00	
GREENVILLE NATIONAL BANK	21,767.54	
	-----	
Total Depository Balances (Gross)		\$ 6,575,647.83
Adjustments to Bank Balance:		
Cash in Transit to Bank	\$ 0.00	
Outstanding Checks	92,434.23-	
Adjustments	0.00	
	-----	
Total Adjustments to Bank Balance		92,434.23-
Investments:		
Treasury Bonds and Notes	\$ 0.00	
Certificate of Deposits	1,250,000.00	
Other Securities	0.00	
Other Investments:		
	-----	
Total Investments		1,250,000.00
Cash on Hand:		
Petty Cash:		
Change Cash:		
Cash with Fiscal Agent	0.00	
	-----	
Total Cash on Hand		0.00
		-----
Total Balances		\$ 7,733,213.60
		=====
Total Fund Balance		\$ 7,733,213.60
		=====
Depository Clearance Accounts:		
	-----	
Total Clearance Account Balances		\$ 0.00

  
-----  
Treasurer

# INVESTMENT JANUARY 2019 83%



■ CD'S	■ US AGENCIES
■ MONEY MARKETS	■ MUTUAL FUND
■	■

	MONTHLY ESTIMATE	MONTHLY ACTUAL	MONTHLY DIFFERENCE	FISCAL YTD ESTIMATE	FISCAL YTD ACTUAL	FISCAL YTD DIFFERENCE
<b>REVENUES</b>						
01.010 General Property (Real Estate)	0	0	0	0	379,616	379,616
01.020 Tangible Personal Property Tax	0	0	0	0	21,706	21,706
01.030 Income Tax	255,136	255,136	255,136	0	894,609	894,609
01.035 Unrestricted Grants-in-Aid	356,177	356,177	356,177	0	2,463,348	2,463,348
01.040 Restricted Grants-in-Aid	3,668	3,668	3,668	0	23,711	23,711
01.045 Restricted Grants-in-Aid - SFSF	0	0	0	0	0	0
01.050 Property Tax Allocation	0	43,884	43,884	0	76,922	76,922
01.060 All Other Operating Revenue	0	658,865	658,865	0	358,704	358,704
01.070 Total Revenue	0	658,865	658,865	0	4,218,616	4,218,616
<b>OTHER FINANCING SOURCES</b>						
02.010 Proceeds from Sale of Notes	0	0	0	0	0	0
02.020 State Emergency Loans & Advancements (Approved)	0	0	0	0	0	0
02.040 Operating Transfers-In	0	0	0	0	0	0
02.050 Advances-In	0	0	0	0	20,799	20,799
02.060 All Other Financing Sources	0	0	0	0	63,544	63,544
02.070 Total Other Financing Sources	0	0	0	0	84,343	84,343
02.080 Total Revenues and Other Financing Sources	0	658,865	658,865	0	4,302,959	4,302,959
<b>EXPENDITURES</b>						
05.010 Personal Services	0	238,857	238,857	0	1,891,896	1,891,896
03.020 Employees' Retirement/Insurance Benefits	0	123,957	123,957	0	713,822	713,822
03.030 Purchased Services	0	62,616	62,616	0	796,607	796,607
03.040 Supplies and Materials	0	3,442	3,442	0	76,937	76,937
03.050 Capital Outlay	0	479	479	0	173,858	173,858
03.060 Intergovernmental	0	0	0	0	0	0
04.010 Debt Service: All Principal (Historical)	0	0	0	0	0	0
04.020 Debt Service: Principal - Notes	0	0	0	0	0	0
04.030 Debt Service: Principal - State Loans	0	0	0	0	0	0
04.040 Debt Service: Principal - State Advancements	0	0	0	0	0	0
04.050 Debt Service: Principal - HB 264 Loans	0	0	0	0	0	0
04.055 Debt Service: Principal - Other	0	0	0	0	0	0
04.060 Debt Service: Interest and Fiscal Charges	0	13,295	13,295	0	106,505	106,505
04.300 Other Objects	0	13,295	13,295	0	106,505	106,505
04.500 Total Expenditures	0	442,646	442,646	0	3,759,625	3,759,625
<b>OTHER FINANCING USES</b>						
05.010 Operating Transfers - Out	0	0	0	0	108,897	108,897
05.020 Advances - Out	0	0	0	0	0	0
05.030 All Other Financing Uses	0	0	0	0	108,897	108,897
05.040 Total Other Financing Uses	0	0	0	0	3,868,522	3,868,522
05.050 Total Expenditure and Other Financing Uses	0	442,646	442,646	0	434,437	434,437
06.010 Excess Rev & Oth Financing Sources over(under) Exp &	0	216,219	216,219	0	5,940,416	5,940,416
07.010 Beginning Cash Balance	0	6,158,634	6,158,634	0	6,374,853	6,374,853
07.020 Ending Cash Balance	0	6,374,853	6,374,853	0	911,892	911,892
08.010 Outstanding Encumbrances	0	911,892	911,892	0	0	0

	FY ACTUAL	JANUARY	FEBRUARY	MARCH	APRIL	MAY	JUNE
<b>REVENUES</b>							
01.010 General Property (Real Estate)	916,633	140,000	237,755	0	0	0	0
		0	85,000	453,729	0	149	0
01.020 Tangible Personal Property Tax	44,244	0	22,753	0	0	0	0
		0	0	21,491	0	0	0
01.030 Income Tax	1,124,832	335,803	0	0	9,369	0	0
		504,306	0	0	275,354	0	0
01.035 Unrestricted Grants-in-Aid	4,136,379	343,733	365,311	344,759	390,871	329,360	327,982
		342,653	328,807	353,774	331,637	327,829	349,663
01.040 Restricted Grants-in-Aid	45,581	3,869	3,794	3,816	3,386	2,834	2,806
		2,836	2,761	2,482	2,442	2,111	12,444
01.045 Restricted Grants-in-Aid - SFSF	0	0	0	0	0	0	0
		0	0	0	0	0	0
01.050 Property Tax Allocation	153,172	0	0	76,667	16	75,568	0
		0	0	0	901	0	0
01.060 All Other Operating Revenue	527,513	42,173	57,805	43,227	300,761	38,681	38,859
		216,129	39,311	55,562	40,645	37,401	49,217
01.070 Total Revenue	6,948,354	865,578	687,418	468,469	704,403	370,875	369,647
		633,666	485,679	887,038	650,979	443,078	411,324
<b>OTHER FINANCING SOURCES</b>							
02.010 Proceeds from Sale of Notes	0	0	0	0	0	0	0
		0	0	0	0	0	0
02.020 State Emergency Loans & Advancements (App	0	0	0	0	0	0	0
		0	0	0	0	0	0
02.040 Operating Transfers-In	0	0	0	0	0	0	0
		0	0	0	0	0	0
02.050 Advances-In	153,218	0	0	0	0	0	0
		0	0	0	0	0	153,218
02.060 All Other Financing Sources	43,977	8,803	1,402	15,056	0	0	0
		0	0	0	18,127	0	589
02.070 Total Other Financing Sources	197,195	8,803	1,402	15,056	0	0	0
		0	0	0	18,127	0	153,807
02.080 Total Revenues and Other Financing Source	7,145,549	874,381	688,820	483,525	704,403	370,875	369,647
		633,666	455,879	887,038	669,106	443,078	565,131
<b>EXPENDITURES</b>							
03.010 Personal Services	3,214,921	239,366	231,280	355,843	275,694	250,696	251,019
		225,296	241,211	374,138	243,174	254,103	273,101
03.020 Employees' Retirement/Insurance Benefits	1,157,373	90,966	98,020	110,455	95,382	88,768	95,026
		116,864	89,232	93,646	106,355	88,043	84,616
03.030 Purchased Services	1,633,200	84,113	197,406	100,744	160,964	95,460	97,288
		147,626	141,895	144,898	129,339	145,554	187,913

	FY ACTUAL	JANUARY	FEBRUARY	MARCH	APRIL	MAY	JUNE	JULY	AUGUST	SEPTEMBER	OCTOBER	NOVEMBER	DECEMBER
03.040 Supplies and Materials	68,720	4,574	6,917	13,145	9,993	3,913	3,901	2,697	4,879	2,934	5,424	5,206	5,737
03.050 Capital Outlay	65,489	683	19,900	6,424	9,871	2,340	0	1,343	30,239	668	2,721	7,660	16,420
03.060 Intergovernmental	0	0	0	0	0	0	0	0	0	0	0	0	0
04.010 Debt Service: All Principal (Historical)	0	0	0	0	0	0	0	0	0	0	0	0	0
04.020 Debt Service: Principal - Notes	0	0	0	0	0	0	0	0	0	0	0	0	0
04.030 Debt Service: Principal - State Loans	0	0	0	0	0	0	0	0	0	0	0	0	0
04.040 Debt Service: Principal - State Advanceme	0	0	0	0	0	0	0	0	0	0	0	0	0
04.050 Debt Service: Principal - HB 264 Loans	0	0	0	0	0	0	0	0	0	0	0	0	0
04.055 Debt Service: Principal - Other	0	0	0	0	0	0	0	0	0	0	0	0	0
04.060 Debt Service: Interest and Fiscal Charges	0	0	0	0	0	0	0	0	0	0	0	0	0
04.300 Other Objects	92,337	25,195	9,364	1,886	5,894	1,029	14,575	3,777	11,275	7,312	2,880	2,967	2,967
04.500 Total Expenditures	6,232,040	444,897	562,867	588,497	557,798	442,206	461,209	497,803	518,791	494,325	503,446	531,980	531,980
OTHER FINANCING USES													
05.010 Operating Transfers - Out	50,000	0	0	0	0	0	0	0	0	0	0	0	0
05.020 Advances - Out	184,355	10,000	46,918	51,000	36,000	1,000	35,137	0	4,000	0	0	0	0
05.030 All Other Financing Uses	0	0	0	0	0	0	0	0	0	0	0	0	0
05.040 Total Other Financing Uses	234,355	10,000	46,918	51,000	36,000	1,000	35,137	0	4,000	0	0	0	0
05.050 Total Expenditure and Other Financing Use	6,466,395	444,897	609,805	639,497	557,798	443,206	461,209	507,803	518,791	530,325	503,746	531,980	531,980
06.010 Excess Rev & Oth Financing Sources over(u	679,154	429,484	79,015	155,972	146,605	72,331	91,562	126,063	62,912	254,637	138,781	60,568	51,986
07.010 Beginning Cash Balance	5,261,260	5,261,260	5,690,744	5,769,759	5,613,787	5,760,392	5,688,061	5,596,499	5,722,562	5,659,650	5,914,287	6,053,068	5,992,400
07.020 Ending Cash Balance	5,940,414	5,690,744	5,769,759	5,613,787	5,760,392	5,688,061	5,596,499	5,722,562	5,659,650	5,914,287	6,053,068	5,992,400	5,940,414

IRN # 045229

FY ACTUAL	JANUARY	FEBRUARY	MARCH	APRIL	MAY	JUNE
375,347	1,415,329	1,213,924	1,192,837	1,040,366	1,010,698	967,249
	918,446	809,808	689,206	649,493	572,970	375,347

08.010 Outstanding Encumbrances

=====

RECEIPT LIST  
List of Receipt Items by Date  
MONTHLY REVENUE POSTINGS

=====

Receipt Number	Item Number	Stat	Stat2	Description	Amount
Receipt Date: 01/02/2019					
994902	0001	A		Cash Sales World's Finest Choc	60.00
RECEIPT TOTAL:					60.00
TOTAL FOR DATE: 01/02/2019					60.00
Receipt Date: 01/03/2019					
994904	0001	A		Student Breakfast	24.90
994904	0002	A		Adult Breakfast	1.00
994904	0003	A		Student Breakfast	2.75
994904	0004	A		Student Lunch Receipts	328.65
994904	0005	A		Student Milk Receipts	0.00
994904	0006	A		Student Alacarte	114.95
994904	0007	A		Adult Alacarte	31.75
994904	0008	A		Received On Account	( 107.80)
RECEIPT TOTAL:					396.20
TOTAL FOR DATE: 01/03/2019					396.20
Receipt Date: 01/04/2019					
994903	0001	A		SCHOOL LUNCH PROGRAM	1,237.47
RECEIPT TOTAL:					1,237.47
994905	0001	A		MS BBK VS TriCounty North	361.00
RECEIPT TOTAL:					361.00
994906	0001	A		Student Breakfast	37.05
994906	0002	A		Adult Breakfast	0.00
994906	0003	A		Student Breakfast	2.25
994906	0004	A		Student Lunch Receipts	382.65
994906	0005	A		Student Milk Receipts	0.00
994906	0006	A		Student Alacarte	150.50
994906	0007	A		Adult Alacarte	30.25
994906	0008	A		Received On Account	( 111.95)
RECEIPT TOTAL:					490.75
994907	0001	A		BBV VS Ansonia	959.00

01-FEB-2019 11:38 AM

RECEIPT LIST  
List of Receipt Items by Date  
MONTHLY REVENUE POSTINGS

PAGE 2

Receipt Item  
Number Number Stat Stat2 Description Amount

Receipt Date: 01/04/2019

RECEIPT TOTAL: 959.00

999395	0001	B	EX	LEVPRO Adj. 12/21/18-01/04/19	164.08
999395	0002	B	EX	LEVPRO Adj. 12/21/18-01/04/19 (	164.08)
999395	0003	B	EX	LEVPRO Adj. 12/21/18-01/04/19	61.46
999395	0004	B	EX	LEVPRO Adj. 12/21/18-01/04/19 (	61.46)
999395	0005	B	EX	LEVPRO Adj. 12/21/18-01/04/19	61.46
999395	0006	B	EX	LEVPRO Adj. 12/21/18-01/04/19 (	61.46)

RECEIPT TOTAL: 0.00

TOTAL FOR DATE: 01/04/2019 3,048.22

Receipt Date: 01/05/2019

994908	0001	A		BBV VS Ansonia	780.00
--------	------	---	--	----------------	--------

RECEIPT TOTAL: 780.00

TOTAL FOR DATE: 01/05/2019 780.00

Receipt Date: 01/07/2019

994901	0001	A		Postage reimbursement-Kommer	0.50
994901	0002	A		Postage reimbursement-Hurst	0.50

RECEIPT TOTAL: 1.00

994909	0001	A		Received on Acct-Lunch Payment	20.00
--------	------	---	--	--------------------------------	-------

RECEIPT TOTAL: 20.00

994910	0001	A		commissions from Chickfila	243.51
--------	------	---	--	----------------------------	--------

RECEIPT TOTAL: 243.51

994911	0001	A		Student Breakfast	29.50
994911	0002	A		Adult Breakfast	0.00
994911	0003	A		Student Breakfast	3.50
994911	0004	A		Student Lunch Receipts	367.35
994911	0005	A		Student Milk Receipts	0.50
994911	0006	A		Student Alacarte	124.25
994911	0007	A		Adult Alacarte	27.50
994911	0008	A		Received On Account (	55.85)



RECEIPT LIST  
 List of Receipt Items by Date  
 MONTHLY REVENUE POSTINGS

Receipt Number	Item Number	Stat	Stat2	Description	Amount
----------------	-------------	------	-------	-------------	--------

Receipt Date: 01/07/2019

RECEIPT TOTAL: 496.75

TOTAL FOR DATE: 01/07/2019 761.26

Receipt Date: 01/08/2019

994912	0001	A		HOBY CONFERENCE DONATION LIONS	112.50
--------	------	---	--	--------------------------------	--------

RECEIPT TOTAL: 112.50

994913	0001	A		Fruit Sales cash	136.00
994913	0002	A		Jay Ck 1024 FFA Fruit Sales	100.00
994913	0003	A		Beireis Ck 1227 FFA Fruit sale	157.00

RECEIPT TOTAL: 393.00

994914	0001	A		Student Breakfast	34.15
994914	0002	A		Adult Breakfast	0.00
994914	0003	A		Student Breakfast	6.50
994914	0004	A		Student Lunch Receipts	365.60
994914	0005	A		Student Milk Receipts	1.00
994914	0006	A		Student Alacarte	123.25
994914	0007	A		Adult Alacarte	41.25
994914	0008	A		Received On Account	( 43.60)

RECEIPT TOTAL: 528.15

994915	0001	A		Student Breakfast	( 34.15)
994915	0002	A		Adult Breakfast	0.00
994915	0003	A		Student Breakfast	( 6.50)
994915	0004	A		Student Lunch Receipts	( 365.60)
994915	0005	A		Student Milk Receipts	( 1.00)
994915	0006	A		Student Alacarte	( 123.25)
994915	0007	A		Adult Alacarte	( 41.25)
994915	0008	A		Received On Account	43.60

RECEIPT TOTAL: ( 528.15)

994916	0001	A		Student Breakfast	34.15
994916	0002	A		Adult Breakfast	0.00
994916	0003	A		Student Breakfast	6.50
994916	0004	A		Student Lunch Receipts	365.60
994916	0005	A		Student Milk Receipts	1.00
994916	0006	A		Student Alacarte	123.25
994916	0007	A		Adult Alacarte	30.25

01-FEB-2019 11:38 AM

RECEIPT LIST  
List of Receipt Items by Date  
MONTHLY REVENUE POSTINGS

PAGE 4

Receipt Item  
Number Number Stat Stat2 Description Amount

Receipt Date: 01/08/2019

994916	0008	A		Received On Account	( 35.75)
				RECEIPT TOTAL:	525.00
994917	0001	A		GVBK VS Fairlawn HS	228.00
				RECEIPT TOTAL:	228.00
				TOTAL FOR DATE: 01/08/2019	1,258.50

Receipt Date: 01/10/2019

994918	0001	A		Student Breakfast	31.80
994918	0002	A		Adult Breakfast	0.00
994918	0003	A		Student Breakfast	5.25
994918	0004	A		Student Lunch Receipts	302.50
994918	0005	A		Student Milk Receipts	1.00
994918	0006	A		Student Alacarte	139.00
994918	0007	A		Adult Alacarte	34.00
994918	0008	A		Received On Account	( 167.55)
				RECEIPT TOTAL:	346.00
994919	0001	A		LUNCH-PUBLIC SECT 11	8,470.48
994919	0002	A		LUNCH-PUBLIC SECT 11	264.48
994919	0003	A		CRRS BREAKFAST REIMB -DEC 18	1,936.88
				RECEIPT TOTAL:	10,671.84
994920	0001	A		Student Breakfast	33.30
994920	0002	A		Adult Breakfast	0.00
994920	0003	A		Student Breakfast	2.25
994920	0004	A		Student Lunch Receipts	326.15
994920	0005	A		Student Milk Receipts	0.50
994920	0006	A		Student Alacarte	125.75
994920	0007	A		Adult Alacarte	41.50
994920	0008	A		Received On Account	( 138.95)
				RECEIPT TOTAL:	390.50
994921	0001	A		GVBK VS Twin Valley South	180.00
				RECEIPT TOTAL:	180.00
				TOTAL FOR DATE: 01/10/2019	11,588.34

List of Receipt Items by Date  
MONTHLY REVENUE POSTINGS

Receipt Number	Item Number	Stat	Stat2	Description	Amount
Receipt Date: 01/11/2019					
994922	0001	A		Cash Ally Wackler	( 50.00)
994922	0002	A		Cash Ally Wackler correct 10/9	50.00
RECEIPT TOTAL:					0.00
994923	0001	A		HS Principal Coke Sales	135.00
RECEIPT TOTAL:					135.00
994924	0001	A		Fruit Sales cash	32.00
994924	0002	A		Beireis Ck 1228 FFA Fruit Sale	35.00
RECEIPT TOTAL:					67.00
994925	0001	A		Student Breakfast	42.50
994925	0002	A		Adult Breakfast	1.75
994925	0003	A		Student Breakfast	6.75
994925	0004	A		Student Lunch Receipts	392.65
994925	0005	A		Student Milk Receipts	0.00
994925	0006	A		Student Alacarte	196.50
994925	0007	A		Adult Alacarte	67.00
994925	0008	A		Received On Account	( 441.66)
RECEIPT TOTAL:					265.49
994926	0001	A		Opportunity Grant	79,889.74
994926	0002	A		Targeted Assistance	24,505.99
994926	0003	A		K-3 Literacy	1,680.19
994926	0004	A		Economic Disadvantaged Funding	1,426.39
994926	0005	A		Limited Eng Proficiency Fundin	0.00
994926	0006	A		Gifted Education Funding	1,583.19
994926	0007	A		Transportation	4,082.01
994926	0008	A		Special Education Addl Funding	10,988.87
994926	0009	A		Capacity Aid	47,790.37
994926	0010	A		Graduation Bonus	0.00
994926	0011	A		Third Grade Reading Bonus	0.00
994926	0012	A		Career Tech Education Funding	182.12
994926	0013	A		Preschool Special Education	952.13
994926	0014	A		Special Education Transportat	575.17
994926	0015	A		Open Enrollment Adjustment	13,912.49
994926	0016	B	EX	Educational Service Center	( 4,137.50)
994926	0017	B	EX	Open Enrollment Adjustment	( 18,191.51)
994926	0018	B	EX	Community School Adjustment	( 1,246.22)
994926	0019	B	EX	Scholarship Transfer	( 1,015.80)
994926	0020	B	EX	Other Adjustment -negative	( 235.65)
994926	0021	B	EX	SF14 Regular Tuition	( 21.82)
994926	0022	B	EX	SF14 Special Education Tuition	( 82.74)

List of Receipt Items by Date  
MONTHLY REVENUE POSTINGS

Receipt Number	Item Number	Stat	Stat2	Description	Amount
----------------	-------------	------	-------	-------------	--------

Receipt Date: 01/11/2019

994926	0023	B	EX	College Credit Plus	( 569.38)
994926	0024	B	EX	School Employees Retirement Sy	( 6,215.00)
994926	0025	B	EX	State Teachers Retirement Sys	( 18,974.00)
994926	0026	B	EX	Excess Cost	0.00
994926	0027	A		SF14 Regular Tuition	0.00
994926	0028	A		FY 2018 Final #2 Adjustment	0.00

RECEIPT TOTAL: 136,879.04

994927	0001	A		Cash Sales World's Finest Choc	60.00
--------	------	---	--	--------------------------------	-------

RECEIPT TOTAL: 60.00

TOTAL FOR DATE: 01/11/2019 137,406.53

Receipt Date: 01/14/2019

994928	0001	A		Student Breakfast	32.85
994928	0002	A		Adult Breakfast	0.00
994928	0003	A		Student Breakfast	9.00
994928	0004	A		Student Lunch Receipts	369.40
994928	0005	A		Student Milk Receipts	0.00
994928	0006	A		Student Alacarte	169.75
994928	0007	A		Adult Alacarte	55.50
994928	0008	A		Received On Account	( 211.25)

RECEIPT TOTAL: 425.25

994929	0001	A		Athletic Boosters sales	70.94
--------	------	---	--	-------------------------	-------

RECEIPT TOTAL: 70.94

TOTAL FOR DATE: 01/14/2019 496.19

Receipt Date: 01/15/2019

994930	0001	A		Student Breakfast	26.75
994930	0002	A		Adult Breakfast	0.00
994930	0003	A		Student Breakfast	3.25
994930	0004	A		Student Lunch Receipts	324.55
994930	0005	A		Student Milk Receipts	0.00
994930	0006	A		Student Alacarte	137.75
994930	0007	A		Adult Alacarte	60.75
994930	0008	A		Received On Account	1,021.17

RECEIPT LIST  
 List of Receipt Items by Date  
 MONTHLY REVENUE POSTINGS

Receipt Number	Item Number	Stat	Stat2	Description	Amount
----------------	-------------	------	-------	-------------	--------

Receipt Date: 01/15/2019

				RECEIPT TOTAL:	1,574.22
994931	0001	A		December 2018 Groceries/food	2,416.41
				RECEIPT TOTAL:	2,416.41
994932	0001	A		December 2018 Groceries/food	( 2,416.41)
994932	0002	A		December 2018 Groceries/food	2,363.05
				RECEIPT TOTAL:	( 53.36)
994933	0001	A		MSGBK VS COVINGTON MS	315.00
				RECEIPT TOTAL:	315.00
				TOTAL FOR DATE: 01/15/2019	4,252.27

Receipt Date: 01/16/2019

994934	0001	A		MS BBK VS Arcanum	436.00
				RECEIPT TOTAL:	436.00
				TOTAL FOR DATE: 01/16/2019	436.00

Receipt Date: 01/17/2019

994935	0001	A		GVBK VS BROOKVILLE SCHOOLS	215.00
				RECEIPT TOTAL:	215.00
994936	0001	A		Student Breakfast	25.50
994936	0002	A		Adult Breakfast	1.00
994936	0003	A		Student Breakfast	1.50
994936	0004	A		Student Lunch Receipts	336.75
994936	0005	A		Student Milk Receipts	0.00
994936	0006	A		Student Alacarte	133.00
994936	0007	A		Adult Alacarte	44.00
994936	0008	A		Received On Account	( 250.80)
				RECEIPT TOTAL:	290.95
				TOTAL FOR DATE: 01/17/2019	505.95

RECEIPT LIST  
 List of Receipt Items by Date  
 MONTHLY REVENUE POSTINGS

Receipt Number	Item Number	Stat	Stat2	Description	Amount
Receipt Date: 01/18/2019					
994937	0001	A		Cash Sales World's Finest Choc	180.00
RECEIPT TOTAL:					180.00
994938	0001	A		BBV VS Mississinawa Valley	810.00
RECEIPT TOTAL:					810.00
994939	0001	A		Student Breakfast	34.85
994939	0002	A		Adult Breakfast	0.00
994939	0003	A		Student Breakfast	4.75
994939	0004	A		Student Lunch Receipts	375.05
994939	0005	A		Student Milk Receipts	0.00
994939	0006	A		Student Alacarte	175.50
994939	0007	A		Adult Alacarte	28.00
994939	0008	A		Received On Account	( 229.55)
RECEIPT TOTAL:					388.60
999396	0001	B	EX	LEVPRO Adj. 12/21/18-01/18/19	221.54
999396	0002	B	EX	LEVPRO Adj. 12/21/18-01/18/19	936.06
999396	0003	B	EX	LEVPRO Adj. 12/21/18-01/18/19	( 509.24)
999396	0004	B	EX	LEVPRO Adj. 12/21/18-01/18/19	( 221.54)
999396	0005	B	EX	LEVPRO Adj. 12/21/18-01/18/19	( 426.82)
999396	0006	B	EX	LEVPRO Adj. 12/21/18-01/18/19	358.47
999396	0007	B	EX	LEVPRO Adj. 12/21/18-01/18/19	( 358.47)
999396	0008	B	EX	LEVPRO Adj. 12/21/18-01/18/19	159.73
999396	0009	B	EX	LEVPRO Adj. 12/21/18-01/18/19	59.02
999396	0010	B	EX	LEVPRO Adj. 12/21/18-01/18/19	( 159.73)
999396	0011	B	EX	LEVPRO Adj. 12/21/18-01/18/19	( 59.02)
999396	0012	B	EX	LEVPRO Adj. 12/21/18-01/18/19	61.46
999396	0013	B	EX	LEVPRO Adj. 12/21/18-01/18/19	( 61.46)
999396	0014	B	EX	LEVPRO Adj. 12/21/18-01/18/19	930.60
999396	0015	B	EX	LEVPRO Adj. 12/21/18-01/18/19	( 930.60)
999396	0016	B	EX	LEVPRO Adj. 12/21/18-01/18/19	175.51
999396	0017	B	EX	LEVPRO Adj. 12/21/18-01/18/19	( 175.51)
999396	0018	B	EX	LEVPRO Adj. 12/21/18-01/18/19	136.33
999396	0019	B	EX	LEVPRO Adj. 12/21/18-01/18/19	( 136.33)
999396	0020	B	EX	LEVPRO Adj. 12/21/18-01/18/19	180.16
999396	0021	B	EX	LEVPRO Adj. 12/21/18-01/18/19	( 180.16)
999396	0022	B	EX	LEVPRO Adj. 12/21/18-01/18/19	349.43
999396	0023	B	EX	LEVPRO Adj. 12/21/18-01/18/19	( 349.43)
999396	0024	B	EX	LEVPRO Adj. 12/21/18-01/18/19	87.36
999396	0025	B	EX	LEVPRO Adj. 12/21/18-01/18/19	( 87.36)
999396	0026	B	EX	LEVPRO Adj. 12/21/18-01/18/19	453.69
999396	0027	B	EX	LEVPRO Adj. 12/21/18-01/18/19	( 345.28)
999396	0028	B	EX	LEVPRO Adj. 12/21/18-01/18/19	( 108.41)

List of Receipt Items by Date  
MONTHLY REVENUE POSTINGS

Receipt Number	Item Number	Stat	Stat2	Description	Amount
----------------	-------------	------	-------	-------------	--------

Receipt Date: 01/18/2019

999396	0029	B	EX	LEVPRO Adj. 12/21/18-01/18/19	34.02
999396	0030	B	EX	LEVPRO Adj. 12/21/18-01/18/19 (	34.02)
RECEIPT TOTAL:					0.00
TOTAL FOR DATE: 01/18/2019					1,378.60

Receipt Date: 01/22/2019

994940	0001	A		Postage reimbursement-Kommer	0.50
RECEIPT TOTAL:					0.50
994941	0001	A		2019 Yrbk PreSales Bryan #4977	45.00
994941	0002	A		2019 Yrbk PreSales Brewer#1050	45.00
RECEIPT TOTAL:					90.00
994942	0001	A		2019 Yrbk PreSales cash knepp	45.00
RECEIPT TOTAL:					45.00
994943	0001	A		2019 Yrbk PreSales Cash Knepp	45.00
RECEIPT TOTAL:					45.00
994944	0001	A		Donation for 2018 Schships PPF	4,000.00
RECEIPT TOTAL:					4,000.00
994945	0001	A		MS BBK VS Arcanum (	436.00)
994945	0002	A		MS BBK VS Arcanum	460.00
RECEIPT TOTAL:					24.00
TOTAL FOR DATE: 01/22/2019					4,204.50

Receipt Date: 01/23/2019

994946	0001	A		2019 Yrbk PreSales Sander 1145	45.00
994946	0002	A		2019 Yrbk PreSales Moore #8980	45.00
994946	0003	A		2019 Yrbk PreSales Painter2802	45.00
RECEIPT TOTAL:					135.00

List of Receipt Items by Date  
MONTHLY REVENUE POSTINGS

Receipt Number	Item Number	Stat	Stat2	Description	Amount
----------------	-------------	------	-------	-------------	--------

Receipt Date: 01/23/2019

994947	0001	A		Student Breakfast	33.15
994947	0002	A		Adult Breakfast	0.00
994947	0003	A		Student Breakfast	2.00
994947	0004	A		Student Lunch Receipts	324.50
994947	0005	A		Student Milk Receipts	1.00
994947	0006	A		Student Alacarte	114.50
994947	0007	A		Adult Alacarte	46.00
994947	0008	A		Received On Account	( 112.90)

RECEIPT TOTAL: 408.25

994968	0001	B	EX	CORRECT WORKERS COMP	( 1.06)
994968	0002	B	EX	CORRECT WORKERS COMP	1.06

RECEIPT TOTAL: 0.00

TOTAL FOR DATE: 01/23/2019 543.25

Receipt Date: 01/24/2019

994948	0001	A		Student Breakfast	25.55
994948	0002	A		Adult Breakfast	0.00
994948	0003	A		Student Breakfast	3.00
994948	0004	A		Student Lunch Receipts	325.85
994948	0005	A		Student Milk Receipts	0.50
994948	0006	A		Student Alacarte	127.65
994948	0007	A		Adult Alacarte	38.25
994948	0008	A		Received On Account	( 312.40)

RECEIPT TOTAL: 208.40

994950	0001	A		GVBK VS FRANKLIN MONROE	418.00
--------	------	---	--	-------------------------	--------

RECEIPT TOTAL: 418.00

TOTAL FOR DATE: 01/24/2019 626.40

Receipt Date: 01/25/2019

994949	0001	A		Opportunity Grant	79,282.60
994949	0002	A		Targeted Assistance	24,351.44
994949	0003	A		K-3 Literacy	1,678.13
994949	0004	A		Economic Disadvantaged Funding	1,877.53
994949	0005	A		Limited Eng Proficiency Fundin	0.00
994949	0006	A		Gifted Education Funding	1,548.43



List of Receipt Items by Date  
MONTHLY REVENUE POSTINGS

Receipt Number	Item Number	Stat	Stat2	Description	Amount
----------------	-------------	------	-------	-------------	--------

Receipt Date: 01/25/2019

994949	0007	A		Transportation	4,082.01
994949	0008	A		Special Education Addl Funding	10,850.82
994949	0009	A		Capacity Aid	47,686.35
994949	0010	A		Graduation Bonus	0.00
994949	0011	A		Third Grade Reading Bonus	0.00
994949	0012	A		Career Tech Education Funding	182.12
994949	0013	A		Preschool Special Education	907.78
994949	0014	A		Special Education Transportat	575.16
994949	0015	A		Open Enrollment Adjustment	12,995.27
994949	0016	B	EX	Educational Service Center	( 4,093.14)
994949	0017	B	EX	Open Enrollment Adjustment	( 17,819.36)
994949	0018	B	EX	Community School Adjustment	( 1,497.97)
994949	0019	B	EX	Scholarship Transfer	( 1,015.80)
994949	0020	B	EX	Other Adjustment -negative	( 235.65)
994949	0021	B	EX	SF14 Regular Tuition	( 21.82)
994949	0022	B	EX	SF14 Special Education Tuition	( 82.73)
994949	0023	B	EX	College Credit Plus	( 569.38)
994949	0024	B	EX	School Employees Retirement Sy	( 6,215.00)
994949	0025	B	EX	State Teachers Retirement Sys	( 13,530.00)
994949	0026	B	EX	Excess Cost	0.00
994949	0027	A		SF14 Regular Tuition	0.00
994949	0028	A		FY 2018 Final #2 Adjustment	0.00

RECEIPT TOTAL: 140,936.79

994951	0001	A		Student Breakfast	29.25
994951	0002	A		Adult Breakfast	0.00
994951	0003	A		Student Breakfast	2.75
994951	0004	A		Student Lunch Receipts	387.85
994951	0005	A		Student Milk Receipts	0.50
994951	0006	A		Student Alacarte	169.75
994951	0007	A		Adult Alacarte	48.25
994951	0008	A		Received On Account	( 129.30)

RECEIPT TOTAL: 509.05

994952	0001	A		2019 Yrbk PreSales Reck #4836	35.00
994952	0002	A		2019 Yrbk PreSales Wackler2164	45.00

RECEIPT TOTAL: 80.00

TOTAL FOR DATE: 01/25/2019 141,525.84

Receipt Date: 01/26/2019

994953	0001	A		MSGBK VS NEWTON MS	192.00
--------	------	---	--	--------------------	--------

RECEIPT LIST  
 List of Receipt Items by Date  
 MONTHLY REVENUE POSTINGS

Receipt Number	Item Number	Stat	Stat2	Description	Amount
----------------	-------------	------	-------	-------------	--------

Receipt Date: 01/26/2019

RECEIPT TOTAL: 192.00

TOTAL FOR DATE: 01/26/2019 192.00

Receipt Date: 01/28/2019

994954	0001	A		Student Breakfast	32.10
994954	0002	A		Adult Breakfast	0.00
994954	0003	A		Student Breakfast	2.25
994954	0004	A		Student Lunch Receipts	356.55
994954	0005	A		Student Milk Receipts	0.00
994954	0006	A		Student Alacarte	135.75
994954	0007	A		Adult Alacarte	41.00
994954	0008	A		Received On Account	13.38

RECEIPT TOTAL: 581.03

TOTAL FOR DATE: 01/28/2019 581.03

Receipt Date: 01/29/2019

994955	0001	A		Water Sales cash	60.00
--------	------	---	--	------------------	-------

RECEIPT TOTAL: 60.00

994956	0001	A		Fruit Sales cash	70.00
--------	------	---	--	------------------	-------

RECEIPT TOTAL: 70.00

994957	0001	A		Postage reimbursement-Kommer	1.00
--------	------	---	--	------------------------------	------

RECEIPT TOTAL: 1.00

994958	0001	A		Student Breakfast	24.70
994958	0002	A		Adult Breakfast	0.00
994958	0003	A		Student Breakfast	3.75
994958	0004	A		Student Lunch Receipts	348.80
994958	0005	A		Student Milk Receipts	0.50
994958	0006	A		Student Alacarte	139.60
994958	0007	A		Adult Alacarte	37.50
994958	0008	A		Received On Account	( 454.35)

RECEIPT TOTAL: 100.50

RECEIPT LIST  
List of Receipt Items by Date  
MONTHLY REVENUE POSTINGS

Receipt Number	Item Number	Stat	Stat2	Description	Amount
----------------	-------------	------	-------	-------------	--------

Receipt Date: 01/29/2019

994961	0001	A		MSG BK VS NATIONAL TRAIL MS	80.00
RECEIPT TOTAL:					80.00
TOTAL FOR DATE: 01/29/2019					311.50

Receipt Date: 01/30/2019

994959	0001	A		4TH QTR 18 INCOME TAX-SD100	6,443.34
994959	0002	A		4TH QTR 18 INCOME TAX-SD100ES	8,173.06
994959	0003	A		4TH QTR 18 INCOME TAX-SD101	235,596.38
994959	0004	A		4TH QTR 18 INCOME TAX-SD141	5.23
994959	0005	A		4TH QTR 18 INCOME TAX-ASSESS	4,492.29
994959	0006	A		4TH QTR 18 INCOME TAX-ASSESS	127.05
994959	0007	A		4TH QTR 18 INCOME TAX-CERT	1,131.47
994959	0008	A		4TH QTR 18 INCOME TAX-CERT	127.47
994959	0009	A		4TH QTR 18 INCOME TAX-REFUND	( 896.25)
994959	0010	A		4TH QTR 18 INCOME TAX-REFUND	63.91
994959	0011	B	EX	3RD QTR 18 I ADMIN FEE	( 3,827.04)
994959	0012	A		2ND QTR 18 INTEREST EARNED	203.00
RECEIPT TOTAL:					251,639.91

994960	0001	A		4TH QTR 18 INCOME TAX-REFUND	( 63.91)
994960	0002	A		4TH QTR 18 INCOME TAX-REFUND	( 63.91)
994960	0003	A		4TH QTR 18 INTEREST EARNED	1,023.36
994960	0004	A		4TH QTR 18 INTEREST EARNED	( 203.00)
RECEIPT TOTAL:					692.54
TOTAL FOR DATE: 01/30/2019					252,332.45

Receipt Date: 01/31/2019

994962	0001	A		HS Principal Coke Sales	140.00
RECEIPT TOTAL:					140.00
994963	0001	A		CASINO REVENUE FY19 JAN	13,166.24
RECEIPT TOTAL:					13,166.24
994964	0001	A		Improving Teacher Quality Grt	6,123.43
994964	0002	A		Improving Teacher Quality Grt	( 6,123.43)

RECEIPT LIST  
 List of Receipt Items by Date  
 MONTHLY REVENUE POSTINGS

Receipt Number	Item Number	Stat	Stat2	Description	Amount
----------------	-------------	------	-------	-------------	--------

Receipt Date: 01/31/2019

RECEIPT TOTAL: 0.00

994965	0001	A		Improving Teacher Quality Grt	8,507.67
--------	------	---	--	-------------------------------	----------

RECEIPT TOTAL: 8,507.67

994966	0001	A		Received on Acct-Lunch Payment	1,588.80
994966	0002	A		18-19 School fees	70.00
994966	0003	A		Physical Science 2017-2018	30.00
994966	0004	A		STEM 7 2015-2016	10.00
994966	0005	A		STEM 8 2016-2017	10.00

RECEIPT TOTAL: 1,708.80

994967	0001	A		G FND INTEREST JANUARY 2019	14,522.43
994967	0002	A		CAFE INTEREST JANUARY 2019	175.56
994967	0003	A		WADE INTEREST JANUARY 2019	22.22
994967	0004	A		BEARD INTEREST JANUARY 2019	95.53
994967	0005	A		ATHLETIC ACCT JANUARY 2019	0.00

RECEIPT TOTAL: 14,815.74

TOTAL FOR DATE: 01/31/2019 38,338.45

TOTAL AMOUNT: 601,023.48

Status Codes

A = Receipt	B = Refund, with check
B/NC = Refund, No check	B/EX = Reduction of expenditure
C = Appropriation modification	C/WA = Budget modification
D = Expense supplies distribution	D/EC = Error correction
F = Fund-to-fund transfer	V = Void refund

DATE: 02/01/2019  
TIME: 11:40:32

BRADFORD BOARD OF EDUCATION  
SUMMARY CHECK REGISTER - ALL CHECKS

PAGE 1  
(CHECKS)

CHECK	DATE	NUMBER - VENDOR - NAME	AMOUNT	O-STS-C REC/VD
21520	01/03/19	300103 PIGG, GREGG	60.00	W R 01/31/19
21521	01/03/19	300104 PIGG, VERN	60.00	W R 01/31/19
21522	01/04/19	5323 AMERICAN FIDELITY ASSURANCE	22,000.00	W R 01/31/19
21523	01/04/19	4967 AMERICAN FIDELITY ASSURANCE	1,207.28	W R 01/31/19
21524	01/04/19	300105 RUSH, JARED	40.00	W R 01/31/19
21525	01/04/19	300106 LEAPLEY, CHRISTOPHER	40.00	W R 01/31/19
21526	01/04/19	300107 SILER, JON	65.00	W W
21527	01/04/19	300108 MIDDLETON, TERRY	65.00	W R 01/31/19
21528	01/04/19	300109 BERGER, JOHN	65.00	W R 01/31/19
21529	01/05/19	300110 BOYER, TODD	40.00	W R 01/31/19
21530	01/05/19	300111 FOLLICK, CHAD	40.00	W R 01/31/19
21531	01/05/19	300112 VANCE, JOHNNY	65.00	W R 01/31/19
21532	01/05/19	300113 WAHRHAFTIG, MATT	65.00	W W
21533	01/05/19	300114 BELL, ADAM	65.00	W R 01/31/19
21534	01/08/19	300115 MYERS, LEE III	65.00	W R 01/31/19
21535	01/08/19	300116 DILLON, CHARNEY	65.00	W R 01/31/19
21536	01/08/19	300117 HOWARD, MARK	65.00	W W
21537	01/09/19	6111 BOLYARD HEATING & COOLING, I	640.42	W R 01/31/19
21538	01/09/19	1812 BRADFORD HIGH SCHOOL	1,237.47	W R 01/31/19
21539	01/09/19	5150 BRICKER & ECKLER LLP	397.50	W R 01/31/19
21540	01/09/19	956 BROWN SUPPLY COMPANY	822.94	W R 01/31/19
21541	01/09/19	5362 CARDMEMBER SERVICE	654.38	W R 01/31/19
21542	01/09/19	4947 CDW-GOVERNMENT	478.76	W R 01/31/19
21543	01/09/19	1412 DOROTHY CARDER	530.00	W R 01/31/19
21544	01/09/19	4406 COUNCIL ON RURAL SERVICE PRG	1,400.00	W R 01/31/19
21545	01/09/19	233 DP&L	4,582.46	W R 01/31/19
21546	01/09/19	1480 EATON SUPPLY INC.	19.11	W R 01/31/19
21547	01/09/19	5028 GRILLOT, ROB	84.13	W W
21548	01/09/19	320 HOCKER'S SERVICE	715.62	W R 01/31/19
21549	01/09/19	6015 JOSEPH HURST	83.66	W W
21550	01/09/19	3714 LOWE'S	49.63	W R 01/31/19
21551	01/09/19	5240 MCGIFFIN, JOHN	590.59	W R 01/31/19
21552	01/09/19	3604 McVAY'S DAIRY	160.80	W R 01/31/19
21553	01/09/19	5194 MEDCO	43.62	W R 01/31/19
21554	01/09/19	1913 LAVEY, D. MICHELLE	63.88	W W
21555	01/09/19	2589 NEOLA OF OHIO INC	1,225.00	W R 01/31/19
21556	01/09/19	471 PATTY'S IGA INC.	9.95	W R 01/31/19
21557	01/09/19	5251 PERFECTION BAKERIES, INC.	233.55	W R 01/31/19
21558	01/09/19	54 RAY, WENDY	123.75	W W
21559	01/09/19	4272 REITER DAIRY OF SPRINGFIELD	476.23	W R 01/31/19
21560	01/09/19	5127 SPIRIT MEDICAL TRANSPORT	1,900.00	W R 01/31/19
21561	01/09/19	3762 TRACTOR SUPPLY CO.	36.89	W R 01/31/19
21562	01/09/19	4599 WOODHULL/FELTZ C/O US BANK	2,150.00	W R 01/31/19
21563	01/09/19	593 VILLAGE OF BRADFORD	87.00	W R 01/31/19
21564	01/09/19	4119 W.R. HACKETT INC.	470.95	W R 01/31/19
21565	01/09/19	1779 WAL-MART	730.71	W R 01/31/19
21566	01/09/19	1996 WEST CENTRAL DETENTION	208.00	W R 01/31/19
21567	01/09/19	5012 WILSON MEMORIAL HOSPITAL	150.00	W R 01/31/19
21568	01/10/19	300118 BISTREK, SCOTT	65.00	W R 01/31/19
21569	01/10/19	300119 KELLER, HANNA	65.00	W R 01/31/19
21570	01/10/19	300120 LIPPKE, KIMBERLEY	65.00	W R 01/31/19
21571	01/12/19	300074 ARMSTRONG, ZACH	60.00	W V 01/12/19
21572	01/12/19	300094 SPONSLER, HARRY	60.00	W V 01/12/19
21573	01/15/19	300090 BUNCH, ROBERT L	60.00	W R 01/31/19
21574	01/15/19	300121 STRAMAN, CALEB	60.00	W R 01/31/19
21575	01/16/19	300094 SPONSLER, HARRY	60.00	W R 01/31/19

DATE: 02/01/2019  
TIME: 11:40:32

BRADFORD BOARD OF EDUCATION  
SUMMARY CHECK REGISTER - ALL CHECKS

PAGE 2  
(CHECKS)

CHECK	DATE	NUMBER - VENDOR - NAME	AMOUNT	O-STS-C REC/VD
21576	01/16/19	300104 PIGG, VERN	60.00	W R 01/31/19
21577	01/16/19	5198 ANGLIN, MIKAELA	352.50	W R 01/31/19
21578	01/16/19	6022 BACKYARD TEAM APPAREL	333.72	W R 01/31/19
21579	01/16/19	5184 BESECKER, CHRISTOPHER	50.00	W R 01/31/19
21580	01/16/19	3329 BREWER, SALLY	59.40	W R 01/31/19
21581	01/16/19	5410 DYNAMITE DESIGNS AND MORE LL	364.00	W R 01/31/19
21582	01/16/19	5246 FREY, KATIE	375.00	W R 01/31/19
21583	01/16/19	5162 MAJESTIC FLOORING SYSTEMS LL	1,500.00	W W
21584	01/16/19	5227 SCHULZE, RYAN	110.97	W R 01/31/19
21585	01/17/19	71811 Wysong, Bailey	1,000.00	W R 01/31/19
21586	01/17/19	71820 Brubaker, Ivey	500.00	W W
21587	01/17/19	71803 Brubaker, Ivey	500.00	W W
21588	01/17/19	71812 Otte, Destiny	500.00	W W
21589	01/17/19	71809 Fike, John	500.00	W W
21590	01/17/19	71817 Fike, John	500.00	W W
21591	01/17/19	71818 Fike, John	2,500.00	W W
21592	01/17/19	71804 Layman, Clayton	500.00	W R 01/31/19
21593	01/17/19	71816 Layman, Clayton	2,000.00	W R 01/31/19
21594	01/17/19	71819 Layman, Clayton	1,000.00	W R 01/31/19
21595	01/17/19	71815 Houser, Cierra	500.00	W R 01/31/19
21596	01/17/19	71806 Canan, Paige	1,000.00	W R 01/31/19
21597	01/17/19	883 SOUTHWESTERN OH. EPC	53,379.26	W W
21598	01/17/19	300122 STUPP, CLAY	65.00	W W
21599	01/17/19	300123 DAVIS, LAJUANZO	65.00	W W
21600	01/17/19	300124 FORTMAN, MARK	65.00	W R 01/31/19
21601	01/18/19	3970 AMERICAN FIDELITY ASSURANCE	2,364.52	W R 01/31/19
21602	01/18/19	300129 FLOWERS, BOBBY	65.00	W R 01/31/19
21603	01/18/19	300126 ELDER, DAVID	40.00	W R 01/31/19
21604	01/18/19	4967 AMERICAN FIDELITY ASSURANCE	1,266.60	W R 01/31/19
21605	01/18/19	300125 STRATTON, SCOTT	40.00	W R 01/31/19
21606	01/18/19	300127 MIDDLETON, TERRY	65.00	W R 01/31/19
21607	01/18/19	300128 BOWERMAN, TODD	65.00	W R 01/31/19
21608	01/22/19	1265 RUMPKE INC.	620.64	W R 01/31/19
21609	01/22/19	3643 VECTREN ENERGY DELIVERY	1,017.30	W R 01/31/19
21610	01/24/19	1614 ANGLE, CINDY	22.56	W V 01/24/19
21611	01/24/19	2573 LASTING IMPRESSIONS	50.00	W W
21612	01/24/19	539 STANTON'S SHEET MUSIC	120.71	W R 01/31/19
21613	01/24/19	5332 ALBRIGHT, DOUG	155.00	W R 01/31/19
21614	01/24/19	4646 SINK, JAMIE	4.63	W R 01/31/19
21615	01/24/19	5301 OHIO FFA ASSOCIATION	527.00	W W
21616	01/24/19	6110 AMAZON CREDIT LINE/SYNCHRONY	39.64	W R 01/31/19
21617	01/24/19	1412 DOROTHY CARDER	530.00	W W
21618	01/24/19	4194 EAST OF CHICAGO PIZZA	360.00	W R 01/31/19
21619	01/24/19	5142 NATURESEAL, INC.	412.50	W R 01/31/19
21620	01/24/19	3675 TIME WARNER CABLE	717.99	W R 01/31/19
21621	01/24/19	1031 PITNEY BOWES CORP. INC.	405.00	W R 01/31/19
21622	01/24/19	3280 SHELL OIL COMPANY INC.	1,575.11	W R 01/31/19
21623	01/24/19	2660 UPPER VALLEY MEDICAL CENTER	4,560.84	W W
21624	01/24/19	3915 DICKMAN SUPPLY INC	132.30	W R 01/31/19
21625	01/24/19	4804 WESWURD	540.00	W W
21626	01/24/19	677 JOSTEN'S	1,200.00	W R 01/31/19
21627	01/24/19	5320 FLORIDA FARM BUREAU	3,890.50	W R 01/31/19
21628	01/24/19	6112 CURLY'S CUSTOM MEATS	2,170.75	W W
21629	01/24/19	5192 SCHMITZ, TINA	175.00	W V 01/24/19
21630	01/24/19	300130 HARDY, SONYA	65.00	W R 01/31/19
21631	01/24/19	300109 BERGER, JOHN	65.00	W R 01/31/19

DATE: 02/01/2019  
TIME: 11:40:32

BRADFORD BOARD OF EDUCATION  
SUMMARY CHECK REGISTER - ALL CHECKS

PAGE 3  
(CHECKS)

CHECK	DATE	NUMBER - VENDOR - NAME	AMOUNT	O-STS-C REC/VD
21632	01/24/19	300131 FRUHWIRTH, JEFF	65.00	W V 01/24/19
21633	01/26/19	300131 FRUHWIRTH, JEFF	65.00	W W
21634	01/26/19	300104 PIGG, VERN	60.00	W W
21635	01/26/19	300103 PIGG, GREGG	60.00	W W
21636	01/29/19	300132 WILSON, DARRYL	60.00	W R 01/31/19
21637	01/29/19	300133 BROWN, BROCK	60.00	W W
21638	01/29/19	3643 VECTREN ENERGY DELIVERY	2,027.89	W W
21639	01/29/19	1779 WAL-MART	71.29	W W
21640	01/31/19	300074 ARMSTRONG, ZACH	60.00	W W
21641	01/31/19	300106 LEAPLEY, CHRISTOPHER	60.00	W W
211269	01/04/19	900744 FIFTH THIRD OF	132,870.70	C C
211270	01/04/19	900744 FIFTH THIRD OF	1,812.48	M M
211271	01/04/19	900885 School Employees Retirement	368.61	M M
211272	01/04/19	900885 School Employees Retirement	.00	M M
211273	01/04/19	900847 STATE TEACHERS RETIREMENT	2,014.29	M M
211274	01/04/19	900847 STATE TEACHERS RETIREMENT	.00	M M
211275	01/18/19	900744 FIFTH THIRD OF	129,006.38	C C
211276	01/18/19	900744 FIFTH THIRD OF	1,752.31	M M
211277	01/18/19	900885 School Employees Retirement	368.61	M M
211278	01/18/19	900885 School Employees Retirement	.00	M M
211279	01/18/19	900847 STATE TEACHERS RETIREMENT	2,014.29	M M
211280	01/18/19	900847 STATE TEACHERS RETIREMENT	.00	M M
211281	01/23/19	900744 FIFTH THIRD OF	1,100.00	C C
211282	01/23/19	900744 FIFTH THIRD OF	15.95	M M
211283	01/23/19	900847 STATE TEACHERS RETIREMENT	.00	M M
901934	01/07/19	900006 GFS MEMO VENDOR	1,440.89	M M
901935	01/11/19	900006 GFS MEMO VENDOR	1,656.72	M M
901936	01/22/19	900006 GFS MEMO VENDOR	1,482.03	M M
901937	01/23/19	902233 Ohio Bureau of Workers Comp	492.41	M M
901938	01/28/19	900006 GFS MEMO VENDOR	1,109.73	M M
VOID	V		5	382.56
RECONCILED	R		86	66,771.89
OUTSTANDING	W,C,I,T,B		34	334,379.53
MEMO	M		17	14,528.32
REFUND	B		0	.00
WARRANT	W		122	138,556.90
PAYROLL	C		3	262,977.08
TRANSFERS	T		0	.00
DIST/CORR	D		0	.00
INVESTMENT	I		0	.00
*** TOTAL CHECKS WRITTEN ***			142	416,062.30

MDECA CREATED (FINJOU)

BEGINNING BALANCE	MTD RECEIPTS	FYTD RECEIPTS	MTD EXPENDITURES	FYTD EXPENDITURES	AVAILABLE BALANCE	TOTAL ENCUMBERED	TOTAL UNENCUMB BALANCE
*****							
** FUND 001							
*****							
0000 GENERAL FUND	\$5,760,751.40	658,794.43	4,296,887.05	442,444.22	3,620,592.18	\$909,243.74	\$5,529,802.53
9000 GENERAL	\$5,151.82	.00	.00	.00	\$5,151.82	\$ .00	\$5,151.82
9002 SED BUS PURCHASE SET-ASIDES DARKE CO	\$31,156.92	.00	.00	.00	\$31,156.92	\$ .00	\$31,156.92
9003 WH BUS PURCHASE SET-ASIDES - DARKE CO	\$66,502.99	.00	.00	.00	\$66,502.99	\$ .00	\$66,502.99
9045 GENERAL	\$39,094.47	.00	2,433.66	.00	\$35,528.13	\$ .00	\$35,528.13
9118 GENERAL FUND EXPENDITURE FOR LITERACY GRANT	\$ .00	.00	.00	2.86	\$5,726.80	\$24.85	\$5,751.65
9119 STRIVING READERS GRANT	\$ .00	.00	.00	.00	\$17,419.58	\$ .00	\$17,419.58
9121 TEXTBOOK AND INSTRUCTIONAL MATERIALS SET-ASID	\$109,538.73	.00	.00	120.71	\$82,431.94	\$1,620.83	\$80,811.11
9122 CAPITAL MAINTENANCE SET-ASIDES	\$270,594.99	.00	.00	.00	\$434,022.97	\$ .00	\$434,022.97
9125 Cafeteria Plan Refunds	\$651.98	.00	.00	.00	\$651.98	\$ .00	\$651.98
9194 GENERAL FUND - STATE BUS PURCHASE ALLOWANCE	\$4,229.48	.00	.00	.00	\$4,229.48	\$ .00	\$4,229.48
9195 GENERAL FUND - PARITY	\$116,690.81	.00	.00	.00	\$116,690.81	\$ .00	\$116,690.81
9215 BOOSTER CLUB MONEY FOR FOOD ACTIVITIES	\$ .00	70.94	1,622.19	70.94	\$51.71	\$701.76	\$753.47
9221 TRANSPORTATION USING VAN	\$ .00	.00	.00	.00	\$131.93	\$243.07	\$375.00
9222 GENERAL	\$230.83	.00	13.25	.00	\$244.08	\$ .00	\$244.08
9318 PETTY CASH ACCOUNTS	\$ .00	.00	.00	.00	\$100.00	\$ .00	\$100.00
9320 GENERAL	\$30.00	.00	.00	.00	\$30.00	\$ .00	\$30.00
9412 GENERAL STATE SETASIDE	\$113,345.65	.00	.00	.00	\$113,345.65	\$ .00	\$113,345.65
9718 GENERAL	\$30,364.46	.00	.00	6.70	\$62,670.56	\$58.15	\$62,728.71
9819 FEDERAL GRANT EXPENDITURES IN GENERAL FUND	\$ .00	.00	.00	.00	\$35.72	\$ .00	\$35.72



FINANCIAL REPORT BY FUND (With fund totals)

BRADFORD BOARD OF EDUCATION

NDECA CREATED (FINJOU)

	BEGINNING BALANCE	MTD RECEIPTS	FYTD RECEIPTS	MTD EXPENDITURES	FYTD EXPENDITURES	AVAILABLE BALANCE	TOTAL ENCUMBERED	TOTAL UNENCUMB BALANCE
TOT 001:	\$5,940,415.63	658,865.37	4,302,956.15	442,645.43	3,868,520.98	\$6,374,850.80	\$911,892.40	\$5,462,958.40

\*\*\*\*\*

\*\* FUND 002 \*\*

\*\*\*\*\*

0000 BOND RETIREMENT 4.12 MILLS BOND REG/BLDG 2020

\$146,680.65 .00 39,379.25 .00 105,601.69 \$80,458.31 \$ .00 \$80,458.31

9020 BOND RETIREMENT .58 MILLS BOND SITE 2020

\$24,209.00 .00 5,456.07 .00 15,036.21 \$14,628.86 \$ .00 \$14,628.86

TOT 002:

\$170,889.65 .00 44,835.32 .00 120,637.80 \$95,087.17 \$ .00 \$95,087.17

\*\*\*\*\*

\*\* FUND 003 \*\*

\*\*\*\*\*

0000 PERMANENT IMPROVEMENT FUND

\$441,263.90 .00 .00 .00 .00 \$441,263.90 \$ .00 \$441,263.90

TOT 003:

\$441,263.90 .00 .00 .00 .00 \$441,263.90 \$ .00 \$441,263.90

\*\*\*\*\*

\*\* FUND 006 \*\*

\*\*\*\*\*

0000 LUNCHROOM/FOOD SERVICE

\$91,719.10 22,216.19 125,624.57 21,847.39 134,794.60 \$82,549.07 \$20,532.85 \$62,016.42

\$91,719.10 22,216.19 125,624.57 21,847.39 134,794.60 \$82,549.07 \$20,532.85 \$62,016.42

\$91,719.10 22,216.19 125,624.57 21,847.39 134,794.60 \$82,549.07 \$20,532.85 \$62,016.42

\$91,719.10 22,216.19 125,624.57 21,847.39 134,794.60 \$82,549.07 \$20,532.85 \$62,016.42

\$91,719.10 22,216.19 125,624.57 21,847.39 134,794.60 \$82,549.07 \$20,532.85 \$62,016.42

\$91,719.10 22,216.19 125,624.57 21,847.39 134,794.60 \$82,549.07 \$20,532.85 \$62,016.42

\$91,719.10 22,216.19 125,624.57 21,847.39 134,794.60 \$82,549.07 \$20,532.85 \$62,016.42

\$91,719.10 22,216.19 125,624.57 21,847.39 134,794.60 \$82,549.07 \$20,532.85 \$62,016.42

\$91,719.10 22,216.19 125,624.57 21,847.39 134,794.60 \$82,549.07 \$20,532.85 \$62,016.42

\$91,719.10 22,216.19 125,624.57 21,847.39 134,794.60 \$82,549.07 \$20,532.85 \$62,016.42

\$91,719.10 22,216.19 125,624.57 21,847.39 134,794.60 \$82,549.07 \$20,532.85 \$62,016.42

\$91,719.10 22,216.19 125,624.57 21,847.39 134,794.60 \$82,549.07 \$20,532.85 \$62,016.42

\$91,719.10 22,216.19 125,624.57 21,847.39 134,794.60 \$82,549.07 \$20,532.85 \$62,016.42

\$91,719.10 22,216.19 125,624.57 21,847.39 134,794.60 \$82,549.07 \$20,532.85 \$62,016.42

\$91,719.10 22,216.19 125,624.57 21,847.39 134,794.60 \$82,549.07 \$20,532.85 \$62,016.42

\$91,719.10 22,216.19 125,624.57 21,847.39 134,794.60 \$82,549.07 \$20,532.85 \$62,016.42

\$91,719.10 22,216.19 125,624.57 21,847.39 134,794.60 \$82,549.07 \$20,532.85 \$62,016.42

\$91,719.10 22,216.19 125,624.57 21,847.39 134,794.60 \$82,549.07 \$20,532.85 \$62,016.42

\$91,719.10 22,216.19 125,624.57 21,847.39 134,794.60 \$82,549.07 \$20,532.85 \$62,016.42

\$91,719.10 22,216.19 125,624.57 21,847.39 134,794.60 \$82,549.07 \$20,532.85 \$62,016.42

\$91,719.10 22,216.19 125,624.57 21,847.39 134,794.60 \$82,549.07 \$20,532.85 \$62,016.42

\$91,719.10 22,216.19 125,624.57 21,847.39 134,794.60 \$82,549.07 \$20,532.85 \$62,016.42

\$91,719.10 22,216.19 125,624.57 21,847.39 134,794.60 \$82,549.07 \$20,532.85 \$62,016.42

\$91,719.10 22,216.19 125,624.57 21,847.39 134,794.60 \$82,549.07 \$20,532.85 \$62,016.42

\$91,719.10 22,216.19 125,624.57 21,847.39 134,794.60 \$82,549.07 \$20,532.85 \$62,016.42

\$91,719.10 22,216.19 125,624.57 21,847.39 134,794.60 \$82,549.07 \$20,532.85 \$62,016.42

\$91,719.10 22,216.19 125,624.57 21,847.39 134,794.60 \$82,549.07 \$20,532.85 \$62,016.42

\$91,719.10 22,216.19 125,624.57 21,847.39 134,794.60 \$82,549.07 \$20,532.85 \$62,016.42

\$91,719.10 22,216.19 125,624.57 21,847.39 134,794.60 \$82,549.07 \$20,532.85 \$62,016.42

\$91,719.10 22,216.19 125,624.57 21,847.39 134,794.60 \$82,549.07 \$20,532.85 \$62,016.42

FINANCIAL REPORT BY FUND (With fund totals)

BRADFORD BOARD OF EDUCATION

NDECA CREATED (FINJOU)

BEGINNING BALANCE	MTD RECEIPTS	FYTD RECEIPTS	MTD EXPENDITURES	FYTD EXPENDITURES	AVAILABLE BALANCE	TOTAL ENCUMBERED	TOTAL UNENCUMBER BALANCE
\$91,719.10	22,216.19	125,624.57	21,847.39	134,874.60	\$82,469.07	\$20,532.65	\$61,936.42
=====							
*****							
** FUND 007 **							
*****							
9000 UNCLAIMED FUNDS							
\$489.73	.00	.00	.00	.00	\$489.73	\$ .00	\$489.73
9900 BRADFORD FIRE & RESCUE SCHOLARSHIP							
\$500.00-	.00	.00	500.00	500.00	\$1,000.00-	\$ .00	\$1,000.00-
9901 CREIGLOW SCHOLARSHIP FUND							
\$1,000.00	.00	.00	.00	250.00	\$750.00	\$750.00	\$ .00
9902 BLESSED DIRECTION INC. SCHOLARSHIP							
\$5,500.00	.00	.00	1,500.00	2,000.00	\$3,500.00	\$6,000.00	\$2,500.00-
9903 MAX WEAVER SCHOLARSHIP FUND							
\$500.00	.00	.00	.00	.00	\$500.00	\$ .00	\$500.00
9904 CLASS OF 1957 SCHOLARSHIP FUND							
\$ .00	.00	.00	.00	.00	\$ .00	\$ .00	\$ .00
9905 CHAD NOLAN SCHOLARSHIP/MISC							
\$3,250.00	.00	.00	1,000.00	1,000.00	\$4,250.00-	\$ .00	\$4,250.00-
9906 COVINGTON EAGLES SCHOLARSHIP FUND							
\$3,774.62	.00	.00	500.00	500.00	\$3,274.62	\$750.00	\$2,524.62
9907 PEPSI AND COCA-COLA SCHOLARSHIP FUNDS							
\$2,500.00	.00	.00	.00	.00	\$2,500.00	\$500.00	\$2,000.00
9908 RICHARD "DICK" HARRON SCHOLARSHIP FUND							
\$25,500.00	.00	.00	2,500.00	2,500.00	\$23,000.00	\$ .00	\$23,000.00
9909 VERNON LINDEMAN SCHOLARSHIP							
\$1,000.00	.00	.00	.00	.00	\$1,000.00	\$1,000.00	\$ .00
9910 AAA SCHOLARSHIP FUND							
\$ .00	.00	.00	.00	.00	\$ .00	\$ .00	\$ .00
9911 RAY PRUITT SCHOLARSHIP FUND							
\$ .00	.00	.00	.00	.00	\$ .00	\$ .00	\$ .00
9912 HAROLD MARKER SCHOLARSHIP FUND							
\$2,000.00	.00	2,000.00	2,000.00	2,000.00	\$2,000.00	\$2,000.00	\$ .00
9994 BRADFORD EDUCATION ASSN. SCHOLARSHIP FUND							
\$ .00	.00	.00	.00	.00	\$ .00	\$ .00	\$ .00
9996 PRODUCTION PAINT FINISHERS GRANT/SPECIAL TRUS							
\$4,507.99-	4,000.00	4,000.00	3,000.00	3,000.00	\$3,007.99-	\$1,500.00	\$4,507.99-

FINANCIAL REPORT BY FUND (with fund totals)

BRADFORD BOARD OF EDUCATION

MDECA CREATED (FINJOU)

	BEGINNING BALANCE	MTD RECEIPTS	FYTD RECEIPTS	MTD EXPENDITURES	FYTD EXPENDITURES	AVAILABLE BALANCE	TOTAL ENCUMBERED	TOTAL UNENCUMBERED BALANCE
TOT 007:	\$34,506.36	4,000.00	6,000.00	11,000.00	11,750.00	\$28,756.36	\$12,500.00	\$16,256.36
=====								
*****								
** FUND 008 **								
*****								
0000 MADE KINDERGARTEN	\$10,296.82	22.22	139.03	.00	.00	\$10,435.85	\$ .00	\$10,435.85
9202 BEARD ENDOWMENT	\$44,278.42	95.53	587.86	.00	.00	\$44,876.28	\$2,000.00	\$42,876.28
TOT 008:	\$54,575.24	117.75	736.89	.00	.00	\$55,312.13	\$2,000.00	\$53,312.13
=====								
*****								
** FUND 010 **								
*****								
0000 CLASSROOM FACILITIES	\$ .00	.00	.00	.00	.00	\$ .00	\$ .00	\$ .00
TOT 010:	\$ .00	.00	.00	.00	.00	\$ .00	\$ .00	\$ .00
=====								
*****								
** FUND 018 **								
*****								
9110 PRINCIPAL FUND - ELEMENTARY	\$15,334.19	.00	2,426.81	163.47	5,651.47	\$12,109.53	\$6,830.97	\$5,278.56
9111 ELEMENTARY PRINCIPAL SIGN FUND	\$ .00	.00	.00	.00	.00	\$ .00	\$ .00	\$ .00
9112 ELEMENTARY PRINCIPAL ALL ABOARD	\$ .00	.00	.00	.00	.00	\$ .00	\$ .00	\$ .00
9113 ELEMENTARY PRINCIPAL -BOX TOPS	\$13,216.28	.00	.00	132.88	434.81	\$12,781.47	\$906.67	\$11,874.80

FINANCIAL REPORT BY FUND (With fund totals)

BRADFORD BOARD OF EDUCATION

MDECA CREATED (FINJOU)

	BEGINNING BALANCE	MTD RECEIPTS	FYTD RECEIPTS	MTD EXPENDITURES	FYTD EXPENDITURES	AVAILABLE BALANCE	TOTAL ENCUMBERED	TOTAL UNENCUMBER BALANCE
9130 HIGH SCHOOL PRINCIPAL FUND			1,561.21	.00	1,459.80	\$2,698.61	\$925.45	\$1,773.16
9131 HIGH SCHOOL PRINCIPAL (AFTER PROM) FUND	\$2,597.20	387.50	.00	.00	.00	\$250.00	\$ .00	\$250.00
9222 HIGH SCHOOL PRINCIPAL FUND LIBRARY	\$2,188.00	.00	.00	.00	.00	\$2,188.00	\$ .00	\$2,188.00
TOT 018:	\$33,585.67	387.50	3,988.02	296.35	7,546.08	\$30,027.61	\$8,663.09	\$21,364.52
=====								
*****								
** FUND 019 **								
*****								
0000 OTHER GRANT								
9001 SHOPA KIDS IN NEED FOUNDATION GRANT	\$ .00	.00	2.85	.00	.00	\$2.85	\$ .00	\$2.85
9002 MIAMI COUNTY FOUNDATION -HS MUSIC DEPARTMENT	\$ .35	.00	.00	.00	.00	\$ .35	\$ .00	\$ .35
9003 MIAMI COUNTY FOUNDATION-FEELING GOOD MILE HIG	\$ .00	.00	.00	.00	.00	\$ .00	\$ .00	\$ .00
9004 RADIO & TEL NEWS DIRECTORS FOUND MEDIA TECH	\$1.84	.00	.00	.00	.00	\$1.84	\$ .00	\$1.84
9005 ECO GARDEN GRANT MIAMI COUNTY PARK DISTRICT	\$174.02	.00	.00	.00	.00	\$174.02	\$ .00	\$174.02
9006 ECO GARDEN GRANT- TROY FOUNDATION	\$500.00	.00	.00	.00	.00	\$500.00	\$ .00	\$500.00
9007 REED - VALEDICTORIAN/MEMORIAL	\$ .00	.00	.00	.00	.00	\$ .00	\$ .00	\$ .00
9008 MIAMI COUNTY FOUNDATION ECO GARDEN GRANT	\$309.58	.00	.00	.00	.00	\$309.58	\$ .00	\$309.58
9009 ELEMENTARY ART - TROY FOUNDATION	\$3.75	.00	.00	.00	.00	\$3.75	\$ .00	\$3.75
9011 MIAMI COUNTY FOUNDATION ALL ABOARD PROGRAM	\$12.91	.00	.00	.00	.00	\$12.91	\$ .00	\$12.91
9012 MAC GRANT	\$102.22	.00	.00	.00	.00	\$102.22	\$ .00	\$102.22
9013 ALL-ABOARD- OTHER GRANT	\$1,093.18	.00	.00	.00	.00	\$1,093.18	\$ .00	\$1,093.18
9014 TROY FOUNDATION SUMMER ART CAMP	\$ .00	.00	.00	.00	.00	\$ .00	\$ .00	\$ .00
9015 MIAMI COUNTY FOUNDATION ELEMENTARY GRANT	\$ .00	.00	.00	.00	.00	\$ .00	\$ .00	\$ .00
TOT 018:	\$20.25	.00	.00	.00	.00	\$20.25	\$ .00	\$20.25

FINANCIAL REPORT BY FUND (with fund totals)

BRADFORD BOARD OF EDUCATION

MDECA CREATED (FINJOU)

	BEGINNING BALANCE	MTD RECEIPTS	FYTD RECEIPTS	MTD EXPENDITURES	FYTD EXPENDITURES	AVAILABLE BALANCE	TOTAL ENCUMBERED	TOTAL UNENCUMBER BALANCE
9016 PTO-ELEMENTARY TECHNOLOGY GRANT	\$ .00	.00	.00	.00	.00	\$ .00	\$ .00	\$ .00
9017 EAGLES-COVINGTON DONATION	\$5,927.64	.00	.00	.00	.00	\$5,927.64	\$ .00	\$5,927.64
9018 MIAMI COUNTY FOUNDATION-ART DISCOVERY CAMP	\$512.62	.00	.00	.00	.00	\$512.62	\$ .00	\$512.62
9019 MIAMI COUNTY FOUNDATION FALL/ELE HEALTH	\$ .00	7,000.00	.00	.00	.00	\$7,000.00	\$ .00	\$7,000.00
9020 MIAMI COUNTY FOUNDATION MEDIA CENTER GRANT	\$ .00	.00	.00	.00	.00	\$ .00	\$ .00	\$ .00
9021 TROY FOUNDATION FIELD TRIP GRANT	\$ .00	.00	.00	.00	.00	\$ .00	\$ .00	\$ .00
9022 MISCELLANEOUS FIELD TRIP GRANTS	\$758.76	.00	.00	.00	.00	\$758.76	\$ .00	\$758.76
9023 VIVIAN RUSSELL KINDERGARTEN FUND	\$57.87	.00	.00	.00	.00	\$57.87	\$ .00	\$57.87
9024 ANNA BIER ART GRANT	\$593.99	400.00	.00	.00	.00	\$993.99	\$82.90	\$901.09
9025 COMMUNITY BLOOD CENTER GRANT	\$ .00	.00	.00	.00	.00	\$ .00	\$ .00	\$ .00
9026 BELIEVE IN OHIO GRANT	\$67.65	.00	.00	.00	.00	\$67.65	\$ .00	\$67.65
9027 TRI-COUNTY BOARD OF REC AND MENTAL HEALTH GRA	\$ .00	.00	.00	.00	.00	\$ .00	\$ .00	\$ .00
9131 MIAMI COUNTY FOUNDATION SEMI-ANNUAL GRANT	\$1,560.54	14,040.00	.00	.00	3,552.50	\$12,048.04	\$5,455.96	\$6,592.08
9132 OTHER GRANT RENAISSANCE	\$ .00	.00	.00	.00	.00	\$ .00	\$ .00	\$ .00
9181 MIAMI COUNTY PARKS - GIZMOS GRANT	\$2,200.00	.00	.00	.00	2,195.00	\$5.00	\$ .00	\$5.00
9182 Miami County Parks-7th Growth Mindsets	\$1,750.00	.00	.00	.00	1,750.00	\$ .00	\$ .00	\$ .00
9191 MIAMI CO FOUNDATION-PHONES/RADIOS	\$ .00	.00	.00	.00	.00	\$ .00	\$ .00	\$ .00
9192 MIAMI CO FOUNDATION-FRENCH HORNS	\$ .00	.00	.00	.00	.00	\$ .00	\$ .00	\$ .00
9193 MIAMI CO FOUNDATION-CAMERAS	\$ .00	.00	.00	.00	.00	\$ .00	\$ .00	\$ .00
9222 OTHER GRANT LIBRARY	\$10.00	.00	.00	.00	.00	\$10.00	\$ .00	\$10.00
9230 OTHER GRANT	\$150.00	.00	.00	.00	.00	\$150.00	\$ .00	\$150.00
9410 GRANT FROM DARKE COUNTY FOUNDATION	\$ .00	1,100.00	.00	.00	.00	\$1,100.00	\$ .00	\$1,100.00
9517 OTHER GRANT	\$6,400.00	.00	.00	.00	.00	\$6,400.00	\$ .00	\$6,400.00



FINANCIAL REPORT BY FUND (with fund totals)

BRADFORD BOARD OF EDUCATION

MDECA CREATED (FINJOU)

	BEGINNING BALANCE	MTD RECEIPTS	FYTD RECEIPTS	MTD EXPENDITURES	FYTD EXPENDITURES	AVAILABLE BALANCE	TOTAL ENCUMBERED	TOTAL UNENCUMBERED BALANCE
TOT 034:	\$440,920.64	.00	8,558.68	.00	143.17	\$449,936.15	\$0.00	\$449,936.15
=====								
*****								
** FUND 200 **								
*****								
9000 MULTIPLE DISABILITIES CLASS	\$2,499.44	.00	201.00	.00	170.28	\$2,530.16	\$122.36	\$2,407.80
9003 CLASS OF 2003	\$0.00	.00	.00	.00	.00	\$0.00	\$0.00	\$0.00
9004 CLASS OF 2004	\$0.00	.00	.00	.00	.00	\$0.00	\$0.00	\$0.00
9005 CLASS OF 2005	\$0.00	.00	.00	.00	.00	\$0.00	\$0.00	\$0.00
9006 CLASS OF 2006	\$0.00	.00	.00	.00	.00	\$0.00	\$0.00	\$0.00
9007 CLASS OF 2007	\$0.00	.00	.00	.00	.00	\$0.00	\$0.00	\$0.00
9008 CLASS OF 2008	\$0.00	.00	.00	.00	.00	\$0.00	\$0.00	\$0.00
9009 CLASS OF 2009	\$0.00	.00	.00	.00	.00	\$0.00	\$0.00	\$0.00
9010 CLASS OF 2010	\$0.00	.00	.00	.00	.00	\$0.00	\$0.00	\$0.00
9011 CLASS OF 2011	\$0.00	.00	.00	.00	.00	\$0.00	\$0.00	\$0.00
9012 CLASS OF 2012	\$0.00	.00	.00	.00	.00	\$0.00	\$0.00	\$0.00
9013 CLASS OF 2013	\$0.00	.00	.00	.00	.00	\$0.00	\$0.00	\$0.00
9014 CLASS OF 2014	\$0.00	.00	.00	.00	.00	\$0.00	\$0.00	\$0.00
9015 CLASS OF 2015	\$0.00	.00	.00	.00	.00	\$0.00	\$0.00	\$0.00
9016 CLASS OF 2016	\$0.00	.00	.00	.00	.00	\$0.00	\$0.00	\$0.00
9017 CLASS OF 2017	\$0.00	.00	.00	.00	.00	\$0.00	\$0.00	\$0.00
9018 CLASS OF 2018	\$308.56	.00	.00	.00	308.56	\$0.00	\$0.00	\$0.00
9019 CLASS OF 2019	\$1,617.94	.00	1,952.00	280.03	2,107.80	\$1,461.54	\$201.42	\$1,260.12

FINANCIAL REPORT BY FUND (With fund totals)

BRADFORD BOARD OF EDUCATION

MDECA CREATED (FINJOU)

BEGINNING BALANCE	MTD RECEIPTS	FYTD RECEIPTS	MTD EXPENDITURES	FYTD EXPENDITURES	AVAILABLE BALANCE	TOTAL ENCUMBERED	TOTAL UNENCUMBERED BALANCE
9020 CLASS OF 2020							
\$1,018.15	.00	1,013.58	361.48	859.58	\$1,172.15	\$918.51	\$253.64
9021 Class of 2021							
\$1,402.05	300.00	1,431.32	.00	.00	\$2,693.37	\$1,595.00	\$1,238.37
9022 CLASS OF 2022							
\$ .00	243.51	795.51	364.00	364.00	\$431.51	\$ .00	\$431.51
9117 HIGH SCHOOL ENVIRONMENTAL CLUB							
\$ .00	.00	.00	.00	.00	\$ .00	\$ .00	\$ .00
9119 POWER OF THE PEN							
\$280.00	.00	.00	.00	.00	\$280.00	\$ .00	\$280.00
9128 SPANISH CLUB							
\$28.73	.00	410.00	.00	174.63	\$264.10	\$77.03	\$187.07
9130 MUSE MACHINE							
\$2,001.22	.00	.00	.00	.00	\$2,001.22	\$ .00	\$2,001.22
9131 DRAMA CLUB							
\$6,099.49	.00	.00	.00	.00	\$6,099.49	\$ .00	\$6,099.49
9132 RENAISSANCE							
\$ .00	.00	.00	.00	.00	\$ .00	\$ .00	\$ .00
9133 GLEE CLUB							
\$368.65	.00	.00	.00	.00	\$368.65	\$ .00	\$368.65
9320 HIGH SCHOOL FAMILY & CONSUMER SCIENCE							
\$ .00	.00	.00	.00	.00	\$ .00	\$ .00	\$ .00
9330 FUTURE FARMERS OF AMERICA							
\$4,751.01	590.00	14,731.78	6,662.57	14,240.63	\$5,242.16	\$517.86	\$4,724.30
9400 HIGH SCHOOL MUSIC DEPARTMENT							
\$571.12	.00	500.00	.00	.00	\$1,071.12	\$258.00	\$813.12
9500 JUNIOR HIGH CHEERLEADERS							
\$ .00	.00	.00	.00	.00	\$ .00	\$ .00	\$ .00
9501 POWER LIFTING CLUB							
\$ .00	.00	.00	.00	.00	\$ .00	\$ .00	\$ .00
9553 HIGH SCHOOL CHEERLEADERS							
\$ .00	.00	.00	.00	.00	\$ .00	\$ .00	\$ .00
9610 ELEMENTARY STUDENT COUNCIL							
\$648.92	.00	.00	.00	134.76	\$513.56	\$65.24	\$448.92
9630 HIGH SCHOOL STUDENT COUNCIL							
\$1,179.06	.00	3,115.00	336.56	2,596.06	\$1,698.00	\$63.44	\$1,634.56
9660 YEARBOOK							
\$6,529.26	395.00	4,347.00	1,200.00	4,037.59	\$6,836.67	\$4,427.41	\$2,411.26
9690 SCHOOL NEWSPAPER							
\$ .00	.00	.00	.00	.00	\$ .00	\$ .00	\$ .00
9710 NATIONAL HONOR SOCIETY							
\$321.27-	.00	105.00	.00	.00	\$216.27-	\$ .00	\$216.27-



FINANCIAL REPORT BY FUND (with fund totals)

BRADFORD BOARD OF EDUCATION

MDECA CREATED (FINJOU)

BEGINNING BALANCE	MTD RECEIPTS	FYTD RECEIPTS	MTD EXPENDITURES	FYTD EXPENDITURES	AVAILABLE BALANCE	TOTAL ENCUMBERED	TOTAL UNENCUMBERED BALANCE
TOT 200: \$28,981.13	1,528.51	28,602.19	9,204.64	24,993.89	\$32,589.43	\$8,246.27	\$24,343.16
*****							
** FUND 300 **							
*****							
9001 HIGH SCHOOL ART	.00	.00	.00	.00	\$721.58	\$ .00	\$721.58
9002 WASHINGTON DC TRIP - 8TH GRADE	.00	9,526.09	.00	18,816.00	\$848.13-	\$ .00	\$848.13-
9004 MEDIA-TECH CLASS	.00	.00	.00	.00	\$5.57	\$ .00	\$5.57
9190 ROADER BALLOONS	.00	.00	.00	.00	\$ .00	\$ .00	\$ .00
9500 ATHLETIC DIRECTOR	4,998.00	69,600.71	7,737.56	40,876.61	\$42,697.28	\$20,479.20	\$22,218.08
9501 ATHLETIC DIRECTOR FSN	.00	.00	.00	.00	\$750.00	\$ .00	\$750.00
9511 BASEBALL	.00	.00	.00	.00	\$ .00	\$ .00	\$ .00
9512 BOYS BASKETBALL	.00	.00	.00	.00	\$ .00	\$ .00	\$ .00
9532 GIRLS BASKETBALL	.00	.00	.00	.00	\$ .00	\$ .00	\$ .00
9534 SOFTBALL	.00	.00	.00	.00	\$ .00	\$ .00	\$ .00
TOT 300: \$23,892.11	4,998.00	79,126.80	7,737.56	59,692.61	\$43,326.30	\$20,479.20	\$22,847.10
*****							
** FUND 416 **							
*****							
9205 STUDENT INTERVENTION 9-10 GRADE PROF DEVELOP	.00	.00	.00	.00	\$ .00	\$ .00	\$ .00
9906 STUDENT INTERVENTION GRADE 9-10 PROF DEVELOP	.00	.00	.00	.00	\$ .00	\$ .00	\$ .00

FINANCIAL REPORT BY FUND (with fund totals)

BRADFORD BOARD OF EDUCATION

MDECA CREATED (FINJOU)

BEGINNING BALANCE	MTD RECEIPTS	FYTD RECEIPTS	MTD EXPENDITURES	FYTD EXPENDITURES	AVAILABLE BALANCE	TOTAL ENCUMBERED	TOTAL UNENCUMB BALANCE
\$ .00	.00	.00	.00	.00	\$ .00	\$ .00	\$ .00
=====							
*****							
** FUND 432 **							
*****							
9006 EMIS FY 2006	.00	.00	.00	.00	\$ .00	\$ .00	\$ .00
9204 MANAGE. INFO. SYS. FUND	.00	.00	.00	.00	\$ .00	\$ .00	\$ .00
9205 MANGED INFO SYSTEM STATE FY 2005	.00	.00	.00	.00	\$ .00	\$ .00	\$ .00
9206 MANAGE. INFO. SYS. FUND	.00	.00	.00	.00	\$ .00	\$ .00	\$ .00
9207 MANAGEMENT INFO SYSTEMS FY2007	.00	.00	.00	.00	\$ .00	\$ .00	\$ .00
9208 EMIS FY2008	.00	.00	.00	.00	\$ .00	\$ .00	\$ .00
9209 EMIS FY2009	.00	.00	.00	.00	\$ .00	\$ .00	\$ .00
9210 EMIS FY2010	.00	.00	.00	.00	\$ .00	\$ .00	\$ .00
9211 EMIS FY2011	.00	.00	.00	.00	\$ .00	\$ .00	\$ .00
9212 EMIS FY2012	.00	.00	.00	.00	\$ .00	\$ .00	\$ .00
TOT 432:	.00	.00	.00	.00	\$ .00	\$ .00	\$ .00
=====							

*****							
** FUND 450 **							
*****							
9204 SCHOOLNET PLUS GRADE 7 FY 2004	.00	.00	.00	.00	\$ .00	\$ .00	\$ .00
9206 SCHOOLNET PLUS FY 2006 ROUND #8	.00	.00	.00	.00	\$ .00	\$ .00	\$ .00
9207 SCHOOLNET PLUS FY2007	.00	.00	.00	.00	\$ .00	\$ .00	\$ .00

FINANCIAL REPORT BY FUND (With fund totals)

BRADFORD BOARD OF EDUCATION

MDECA CREATED (FINJOU)

BEGINNING BALANCE	MTD RECEIPTS	FYTD RECEIPTS	MTD EXPENDITURES	FYTD EXPENDITURES	AVAILABLE BALANCE	TOTAL ENCUMBERED	TOTAL UNENCUMB BALANCE
9805 SCHOOLNET PLUS ROUND 5	.00	.00	.00	.00	\$ .00	\$ .00	\$ .00
TOT 450:	.00	.00	.00	.00	\$ .00	\$ .00	\$ .00
*****							
** FUND 451 **							
*****							
9204 ONEnet FY 2004	.00	.00	.00	.00	\$ .00	\$ .00	\$ .00
9205 DATA COMM ONEnet FY 2005	.00	.00	.00	.00	\$ .00	\$ .00	\$ .00
9206 DATA COMM	.00	.00	.00	.00	\$ .00	\$ .00	\$ .00
9207 DATA COMM FY2007	.00	.00	.00	.00	\$ .00	\$ .00	\$ .00
9208 DATA COMM FY2008	.00	.00	.00	.00	\$ .00	\$ .00	\$ .00
9209 DATA COMM FY2009	.00	.00	.00	.00	\$ .00	\$ .00	\$ .00
9210 DATA COMM FY2010	.00	.00	.00	.00	\$ .00	\$ .00	\$ .00
9211 DATA COMM FY2011	.00	.00	.00	.00	\$ .00	\$ .00	\$ .00
9212 DATA COMM FY2012	.00	.00	.00	.00	\$ .00	\$ .00	\$ .00
9213 DATA COMM FY2013	.00	.00	.00	.00	\$ .00	\$ .00	\$ .00
9214 DATA COMM FY14	.00	.00	.00	.00	\$ .00	\$ .00	\$ .00
9215 FY15 DATA COMM	.00	.00	.00	.00	\$ .00	\$ .00	\$ .00
9216 FY16 DATA COMMUNICATIONS	.00	.00	.00	.00	\$ .00	\$ .00	\$ .00
9217 FY17 DATA COMMUNICATIONS	.00	.00	.00	.00	\$ .00	\$ .00	\$ .00
9218 FY18 DATA COMMUNICATIONS	.00	.00	.00	.00	\$ .00	\$ .00	\$ .00
9819 FY19 DATA COMMUNICATIONS	.00	1,800.00	.00	500.00	\$1,300.00	\$ .00	\$1,300.00

FINANCIAL REPORT BY FUND (with fund totals)

BRADFORD BOARD OF EDUCATION

MDECA CREATED (FINJOU)

BEGINNING BALANCE	MTD RECEIPTS	FYTD RECEIPTS	MTD EXPENDITURES	FYTD EXPENDITURES	AVAILABLE BALANCE	TOTAL ENCUMBERED	TOTAL UNENCUMB BALANCE
\$ .00	.00	1,800.00	.00	500.00	\$1,300.00	\$ .00	\$1,300.00
=====							
*****							
** FUND 452 **							
*****							
9204 SCHOOLNET PROF DEV FY 2004	.00	.00	.00	.00	\$ .00	\$ .00	\$ .00
9205 SCHOOLNET PROF DEV FY 2005	.00	.00	.00	.00	\$ .00	\$ .00	\$ .00
9206 SCHOOLNET PROF DEV FY 2006	.00	.00	.00	.00	\$ .00	\$ .00	\$ .00
9207 SCHOOLNET PROF DEV FY2007	.00	.00	.00	.00	\$ .00	\$ .00	\$ .00
9208 SCHOOLNET PROF DEV FY2008	.00	.00	.00	.00	\$ .00	\$ .00	\$ .00
9209 SCHOOLNET PROF DEV FY2009	.00	.00	.00	.00	\$ .00	\$ .00	\$ .00
9210 SCHOOLNET PROF DEV FY2010	.00	.00	.00	.00	\$ .00	\$ .00	\$ .00
TOT 451:	.00	1,800.00	.00	500.00	\$1,300.00	\$ .00	\$1,300.00
=====							
*****							
** FUND 454 **							
*****							
9202 TECH EQUITY FY 2002	.00	.00	.00	.00	\$ .00	\$ .00	\$ .00
9203 TECH EQUITY FY03	.00	.00	.00	.00	\$ .00	\$ .00	\$ .00
TOT 454:	.00	.00	.00	.00	\$ .00	\$ .00	\$ .00
=====							

*****							
** FUND 454 **							
*****							
9202 TECH EQUITY FY 2002	.00	.00	.00	.00	\$ .00	\$ .00	\$ .00
9203 TECH EQUITY FY03	.00	.00	.00	.00	\$ .00	\$ .00	\$ .00
TOT 454:	.00	.00	.00	.00	\$ .00	\$ .00	\$ .00
=====							

FINANCIAL REPORT BY FUND (With fund totals)

BRADFORD BOARD OF EDUCATION

MDECA CREATED (FINJOU)

BEGINNING BALANCE	MTD RECEIPTS	FYTD RECEIPTS	MTD EXPENDITURES	FYTD EXPENDITURES	AVAILABLE BALANCE	TOTAL ENCUMBERED	TOTAL UNENCUMB BALANCE
*****							
** FUND 458 **							
*****							
9203 IVOL FY 2003 TOBACCO SETTLEMENT	.00	.00	.00	.00	\$ .00	\$ .00	\$ .00
TOT 458:	.00	.00	.00	.00	\$ .00	\$ .00	\$ .00
*****							
** FUND 459 **							
*****							
9003 OHIO READS FY 2003 VOLUNTEER	.00	.00	.00	.00	\$ .00	\$ .00	\$ .00
9004 OHIO READS FY 2004 VOLUNTEER	.00	.00	.00	.00	\$ .00	\$ .00	\$ .00
9005 OHIO READS FY2005 VOLUNTEER	.00	.00	.00	.00	\$ .00	\$ .00	\$ .00
9006 OHIO READS FY 2006 VOLUNTEER	.00	.00	.00	.00	\$ .00	\$ .00	\$ .00
9007 OHIO READS FY2007 VOLUNTEER GRANT	.00	.00	.00	.00	\$ .00	\$ .00	\$ .00
9200 OHIO READS FY 2002 VOLUNTEER	.00	.00	.00	.00	\$ .00	\$ .00	\$ .00
9201 OHIO READS FY 2001 VOLUNTEER	.00	.00	.00	.00	\$ .00	\$ .00	\$ .00
9202 OHIO READS FY 2002	.00	.00	.00	.00	\$ .00	\$ .00	\$ .00
9203 OHIO READS FY 2003 #15044	.00	.00	.00	.00	\$ .00	\$ .00	\$ .00
9204 OHIO READS CONTINUATION GRANT FY 2004 003368	.00	.00	.00	.00	\$ .00	\$ .00	\$ .00
9205 OhioReads FY 2005	.00	.00	.00	.00	\$ .00	\$ .00	\$ .00
9206 OHIO READS FY 2006	.00	.00	.00	.00	\$ .00	\$ .00	\$ .00
9207 OHIO READS GRANT FY2007	.00	.00	.00	.00	\$ .00	\$ .00	\$ .00
9902 OHIO READS SUMMER 2002	.00	.00	.00	.00	\$ .00	\$ .00	\$ .00
9903 OHIO READS NEW SUMMER COMMUNITY #35173	.00	.00	.00	.00	\$ .00	\$ .00	\$ .00

MDECA CREATED (FINJOU)

BEGINNING BALANCE	MTD RECEIPTS	FYTD RECEIPTS	MTD EXPENDITURES	FYTD EXPENDITURES	AVAILABLE BALANCE	TOTAL ENCUMBERED	TOTAL UNENCUMB BALANCE
TOT 459:	.00	.00	.00	.00	\$ .00	\$ .00	\$ .00
=====							
*****							
** FUND 460 **							
*****							
9204 STUDENT INTERVENTION GRADES 9-10 FY 05	.00	.00	.00	.00	\$ .00	\$ .00	\$ .00
9205 STUDENT INTERVENTION GRADES 1-4 FY 2005	.00	.00	.00	.00	\$ .00	\$ .00	\$ .00
TOT 460:	.00	.00	.00	.00	\$ .00	\$ .00	\$ .00
=====							
*****							
** FUND 499 **							
*****							
9207 FY2007 GIFTED SUPPLEMENTAL FUNDS	.00	.00	.00	.00	\$ .00	\$ .00	\$ .00
9208 GIFTED SUPPLEMENTAL FUNDS FY2008	.00	.00	.00	.00	\$ .00	\$ .00	\$ .00
9209 GIFTED SUPPLEMENTAL FUNDS FY2009	.00	.00	.00	.00	\$ .00	\$ .00	\$ .00
9210 SAFE ROUTES TO SCHOOL GRANT FY2010	.00	.00	.00	.00	\$ .00	\$ .00	\$ .00
9211 MISC. STATE GRANT SCHOOL IMPR INCENT AWARD	.00	.00	.00	.00	\$ .00	\$ .00	\$ .00
9214 OSFC SAFETY AND SECURITY GRANT	.00	.00	.00	.00	\$ .00	\$ .00	\$ .00
9718 MISC. STATE GRANT	.00	.00	.00	.00	\$ .00	\$ .00	\$ .00
9819 Ohio School Safety Grants	147.50	147.50	.00	147.50	\$ .00	\$ .00	\$ .00
9907 OHIO CORE IMPLEMENTATION GRANT	.00	2,570.75	.00	.00	\$2,570.75	\$ .00	\$2,570.75
9909 ADVANCED ENERGY GRANT - OHIO DEPT OF DEVELOPM	.00	.00	.00	.00	\$ .00	\$ .00	\$ .00
TOT 499:	.00	2,570.75	.00	147.50	\$2,570.75	\$ .00	\$2,570.75
=====							

FINANCIAL REPORT BY FUND (With fund totals)

BRADFORD BOARD OF EDUCATION

MDECA CREATED (FINJOU)

BEGINNING BALANCE	MTD RECEIPTS	FYTD RECEIPTS	MTD EXPENDITURES	FYTD EXPENDITURES	AVAILABLE BALANCE	TOTAL ENCUMBERED	TOTAL UNENCUMB BALANCE
\$ .00	.00	2,718.25	.00	147.50	\$2,570.75	\$ .00	\$2,570.75
=====							
*****							
** FUND 504 **							
*****							
0000 ED JOBS FUND	.00	.00	.00	.00	\$ .00	\$ .00	\$ .00
TOT 504:	.00	.00	.00	.00	\$ .00	\$ .00	\$ .00
=====							
*****							
** FUND 506 **							
*****							
0000 RACE TO THE TOP FEDERAL FUNDS	.00	.00	.00	.00	\$ .00	\$ .00	\$ .00
TOT 506:	.00	.00	.00	.00	\$ .00	\$ .00	\$ .00
=====							
*****							
** FUND 516 **							
*****							
0000 IDEA PART B	.00	.00	.00	.00	\$ .00	\$ .00	\$ .00
9017 IDEA PART B	.00	.00	.00	.00	\$ .00	\$ .00	\$ .00
9018 IDEA PART B	.00	.00	.00	.00	\$ .00	\$ .00	\$ .00
9206 IDEA PART B FY 2006	.00	.00	.00	.00	\$ .00	\$ .00	\$ .00
9207 IDEA PART B FY2007 (FLOW-THRU)	.00	.00	.00	.00	\$ .00	\$ .00	\$ .00

FINANCIAL REPORT BY FUND (with fund totals)

BRADFORD BOARD OF EDUCATION

MDECA CREATED (FINJOU)

BEGINNING BALANCE	MTD RECEIPTS	FYTD RECEIPTS	MTD EXPENDITURES	FYTD EXPENDITURES	AVAILABLE BALANCE	TOTAL ENCUMBERED	TOTAL UNENCUMBERED BALANCE
9208 IDEA B SPECIAL ED FY2008 FLOW THRU	.00	.00	.00	.00	\$ .00	\$ .00	\$ .00
9209 IDEA B SPECIAL ED FY2009 FLOWTHRU	.00	.00	.00	.00	\$ .00	\$ .00	\$ .00
9210 IDEA B SPECIAL ED FY2010	.00	.00	.00	.00	\$ .00	\$ .00	\$ .00
9211 IDEA B SPECIAL ED FY2011	.00	.00	.00	.00	\$ .00	\$ .00	\$ .00
9212 IDEA B SPECIAL ED FY2012	.00	.00	.00	.00	\$ .00	\$ .00	\$ .00
9213 IDEA B SPECIAL ED FY2013	.00	.00	.00	.00	\$ .00	\$ .00	\$ .00
9214 IDEA B SPECIAL ED FY2014	.00	.00	.00	.00	\$ .00	\$ .00	\$ .00
9215 IDEA B SPECIAL ED FY2015	.00	.00	.00	.00	\$ .00	\$ .00	\$ .00
9216 IDEA B SPECIAL ED FY2016	.00	.00	.00	.00	\$ .00	\$ .00	\$ .00
9217 IDEA B SPECIAL ED FY2017	.00	.00	.00	.00	\$ .00	\$ .00	\$ .00
932N SPECIAL ED - ARRA STIMULUS	.00	.00	.00	.00	\$ .00	\$ .00	\$ .00
932O SPECIAL ED - ARRA STIMULUS	.00	.00	.00	.00	\$ .00	\$ .00	\$ .00
9718 IDEA PART B	.00	.00	.00	.00	\$ .00	\$ .00	\$ .00
9819 TITLE 6B GRANT FOR 2018-2019	.00	.00	.00	.00	\$ .00	\$ .00	\$ .00
TOT 516:	.00	.00	.00	.00	\$ .00	\$ .00	\$ .00

\*\*\*\*\*  
\*\* FUND 532 \*\*  
\*\*\*\*\*  
932N STATE FISCAL STABILIZATION FUND (SFSF) STIMUL .00  
932O STATE FISCAL STABILIZATION FUND (SFSF) STIMUL .00



FINANCIAL REPORT BY FUND (With fund totals)

BRADFORD BOARD OF EDUCATION

MDECA CREATED (FINJOU)

BEGINNING BALANCE	MTD RECEIPTS	FYTD RECEIPTS	MTD EXPENDITURES	FYTD EXPENDITURES	AVAILABLE BALANCE	TOTAL ENCUMBERED	TOTAL UNENCUMB BALANCE
TOT 532: \$ .00	.00	.00	.00	.00	\$ .00	\$ .00	\$ .00
=====							
*****							
** FUND 533 **							
*****							
9210 TITLE II-TECH FY2010	.00	.00	.00	.00	\$ .00	\$ .00	\$ .00
9211 TITLE II-TECH FY2011	.00	.00	.00	.00	\$ .00	\$ .00	\$ .00
9212 TITLE II-D TECH FY2012	.00	.00	.00	.00	\$ .00	\$ .00	\$ .00
TOT 533: \$ .00	.00	.00	.00	.00	\$ .00	\$ .00	\$ .00
=====							
*****							
** FUND 572 **							
*****							
0000 TITLE I	\$148.94	336.90	.00	.00	\$485.84	\$ .00	\$485.84
9203 TITLE I FY 2003	.00	.00	.00	.00	\$ .00	\$ .00	\$ .00
9204 TITLE I FY 2004	.00	.00	.00	.00	\$ .00	\$ .00	\$ .00
9205 TITLE I FY 2005	.00	.00	.00	.00	\$ .00	\$ .00	\$ .00
9206 TITLE I FY 2006	.00	.00	.00	.00	\$ .00	\$ .00	\$ .00
9207 TITLE I FY2007	.00	.00	.00	.00	\$ .00	\$ .00	\$ .00
9208 TITLE I DISADVANTAGED YOUTH FY2008	.00	.00	.00	.00	\$ .00	\$ .00	\$ .00
9209 TITLE I DISADVANTAGED YOUTH FY2009	.00	.00	.00	.00	\$ .00	\$ .00	\$ .00
9210 TITLE I DISADVANTAGED YOUTH FY2010	.00	.00	.00	.00	\$ .00	\$ .00	\$ .00
9211 TITLE I DISADVANTAGED YOUTH FY2011	.00	.00	.00	.00	\$ .00	\$ .00	\$ .00

FINANCIAL REPORT BY FUND (with fund totals)

BRADFORD BOARD OF EDUCATION

MDECA CREATED (FINJOU)

BEGINNING BALANCE	MTD RECEIPTS	FYTD RECEIPTS	MTD EXPENDITURES	FYTD EXPENDITURES	AVAILABLE BALANCE	TOTAL ENCUMBERED	TOTAL UNENCUMBERED BALANCE
9212 TITLE I DISADVANTAGES YOUTH FY2012	\$0.00	.00	.00	.00	\$0.00	\$0.00	\$0.00
9213 TITLE I DISADVANTAGES YOUTH FY2013	\$0.00	.00	.00	.00	\$0.00	\$0.00	\$0.00
9214 TITLE I DISADVANTAGED YOUTH FY2014	\$0.00	.00	.00	.00	\$0.00	\$0.00	\$0.00
9215 TITLE I DISADVANTAGED YOUTH FY2015	\$0.00	.00	.00	.00	\$0.00	\$0.00	\$0.00
9216 TITLE I DISADVANTAGE YOUTH FY16	\$0.00	.00	.00	.00	\$0.00	\$0.00	\$0.00
9217 TITLE I DISADVANTAGED YOUTH FY17	\$0.00	.00	.00	.00	\$0.00	\$0.00	\$0.00
9218 TITLE I DISADVANTAGED YOUTH FY18	\$0.00	.00	.00	.00	\$0.00	\$0.00	\$0.00
932N TITLE I STIMULUS FY2010	\$0.00	.00	.00	.00	\$0.00	\$0.00	\$0.00
932O TITLE I STIMULUS FY2011	\$0.00	.00	.00	.00	\$0.00	\$0.00	\$0.00
9718 TITLE I DISADVANTAGES YOUTH FY18	\$0.00	.00	.00	.00	\$0.00	\$0.00	\$0.00
9819 TITLE ONE 2018-2019 SCHOOL YEAR	\$0.00	84,188.57	14,446.87	73,266.93	\$10,921.64	\$132.15	\$10,789.49
TOT 572:	\$148.94	84,525.47	14,446.87	73,266.93	\$11,407.48	\$132.15	\$11,275.33
*****							
** FUND 573 **							
*****							
9005 TITLE V FY 04 CARRYOVER	\$0.00	.00	.00	.00	\$0.00	\$0.00	\$0.00
9204 TITLE V FY 2004	\$0.00	.00	.00	.00	\$0.00	\$0.00	\$0.00
9205 TITLE V FY 2005	\$0.00	.00	.00	.00	\$0.00	\$0.00	\$0.00
9206 TITLE V FY 2006	\$0.00	.00	.00	.00	\$0.00	\$0.00	\$0.00
9207 TITLE V FY2007	\$0.00	.00	.00	.00	\$0.00	\$0.00	\$0.00
9208 TITLE V FY2008	\$0.00	.00	.00	.00	\$0.00	\$0.00	\$0.00
9209 TITLE V FY2009	\$0.00	.00	.00	.00	\$0.00	\$0.00	\$0.00

MDECA CREATED (FINJOU)

BEGINNING BALANCE	MTD RECEIPTS	FYTD RECEIPTS	MTD EXPENDITURES	FYTD EXPENDITURES	AVAILABLE BALANCE	TOTAL ENCUMBERED	TOTAL UNENCUMB BALANCE
\$ .00	.00	.00	.00	.00	\$ .00	\$ .00	\$ .00
=====							
*****							
** FUND 584 **							
*****							
9005 DRUG FREE GRANT FY 2004 CARRYOVER			.00	.00	\$ .00	\$ .00	\$ .00
\$ .00	.00	.00	.00	.00	\$ .00	\$ .00	\$ .00
9204 TITLE IV-A SAFE AND DRUG FREE SCHOOLS FY 2004			.00	.00	\$ .00	\$ .00	\$ .00
\$ .00	.00	.00	.00	.00	\$ .00	\$ .00	\$ .00
9205 DRUG FREE GRANT FY 2005			.00	.00	\$ .00	\$ .00	\$ .00
\$ .00	.00	.00	.00	.00	\$ .00	\$ .00	\$ .00
9206 DRUG FREE GRANT FY 2006			.00	.00	\$ .00	\$ .00	\$ .00
\$ .00	.00	.00	.00	.00	\$ .00	\$ .00	\$ .00
9207 SAFE AND DRUG FREE GRANT FY2007			.00	.00	\$ .00	\$ .00	\$ .00
\$ .00	.00	.00	.00	.00	\$ .00	\$ .00	\$ .00
9208 SAFE AND DRUG FREE FY2008			.00	.00	\$ .00	\$ .00	\$ .00
\$ .00	.00	.00	.00	.00	\$ .00	\$ .00	\$ .00
9209 SAFE AND DRUG FREE FY2009			.00	.00	\$ .00	\$ .00	\$ .00
\$ .00	.00	.00	.00	.00	\$ .00	\$ .00	\$ .00
9210 SAFE AND DRUG FREE FY2010			.00	.00	\$ .00	\$ .00	\$ .00
\$ .00	.00	.00	.00	.00	\$ .00	\$ .00	\$ .00
TOT 584:	.00	.00	.00	.00	\$ .00	\$ .00	\$ .00
=====							

*****							
** FUND 587 **							
*****							
9017 PRESCHOOL MONIES			.00	.00	\$ .00	\$ .00	\$ .00
\$ .00	.00	.00	.00	.00	\$ .00	\$ .00	\$ .00
9018 PRESCHOOL MONIES			.00	.00	\$ .00	\$ .00	\$ .00
\$ .00	.00	.00	.00	.00	\$ .00	\$ .00	\$ .00
9205 IDEA FY 2006 DK CO FLOW-THRU			.00	.00	\$ .00	\$ .00	\$ .00
\$ .00	.00	.00	.00	.00	\$ .00	\$ .00	\$ .00
9207 IDEA PRESCHOOL FY2007 (FLOM-THRU)			.00	.00	\$ .00	\$ .00	\$ .00
\$ .00	.00	.00	.00	.00	\$ .00	\$ .00	\$ .00
9208 IDEA PRESCHOOL SPEC ED FY2008 FLOW THRU			.00	.00	\$ .00	\$ .00	\$ .00
\$ .00	.00	.00	.00	.00	\$ .00	\$ .00	\$ .00

MDECA CREATED (FINJOU)

BEGINNING BALANCE	MTD RECEIPTS	FYTD RECEIPTS	MTD EXPENDITURES	FYTD EXPENDITURES	AVAILABLE BALANCE	TOTAL ENCUMBERED	TOTAL UNENCUMBER BALANCE
9209 IDEA PRESCHOOL SPEC ED FY2009 FLOWTHRU	\$ .00	.00	.00	.00	\$ .00	\$ .00	\$ .00
9210 IDEA PRESCHOOL SPEC ED FY2010	\$ .00	.00	.00	.00	\$ .00	\$ .00	\$ .00
9211 IDEA PRESCHOOL SPEC ED FY2011	\$ .00	.00	.00	.00	\$ .00	\$ .00	\$ .00
9212 IDEA PRESCHOOL SPEC ED FY2012	\$ .00	.00	.00	.00	\$ .00	\$ .00	\$ .00
9213 IDEA PRESCHOOL SPEC ED FY2013	\$ .00	.00	.00	.00	\$ .00	\$ .00	\$ .00
9214 IDEA PRESCHOOL SPEC ED FY2013	\$ .00	.00	.00	.00	\$ .00	\$ .00	\$ .00
9215 IDEA PRESCHOOL SPEC ED FY2015	\$ .00	.00	.00	.00	\$ .00	\$ .00	\$ .00
9216 IDEA PRESCHOOL SPEC ED FY2016	\$ .00	.00	.00	.00	\$ .00	\$ .00	\$ .00
9217 IDEA PRESCHOOL SPEC ED FY2017	\$ .00	.00	.00	.00	\$ .00	\$ .00	\$ .00
932N IDEA B FY2010 STIMULUS	\$ .00	.00	.00	.00	\$ .00	\$ .00	\$ .00
932O IDEA B FY2011 STIMULUS	\$ .00	.00	.00	.00	\$ .00	\$ .00	\$ .00
9718 IDEA	\$ .00	.00	.00	.00	\$ .00	\$ .00	\$ .00
9819 PRESCHOOL GRANT FOR 2018-2019	\$ .00	.00	.00	.00	\$ .00	\$ .00	\$ .00
TOT 987:	\$ .00	.00	.00	.00	\$ .00	\$ .00	\$ .00

\*\*\*\*\*  
\*\* FUND 590 \*\*  
\*\*\*\*\*

9005 IMPROVING TCHR QUALITY (FY 04 Carryover) FY05	\$ .00	.00	.00	.00	\$ .00	\$ .00	\$ .00
9014 IMPROVING TEACHER QUALITY FY14	\$ .00	.00	.00	.00	\$ .00	\$ .00	\$ .00
9203 TITLE II-A FY 2003 IMPROVING TEACHER QUALITY	\$ .00	.00	.00	.00	\$ .00	\$ .00	\$ .00
9204 IMPROVING TEACHER QUALITY FY 2004	\$ .00	.00	.00	.00	\$ .00	\$ .00	\$ .00
9205 IMPROVING TCHR QUALITY FY 2005	\$ .00	.00	.00	.00	\$ .00	\$ .00	\$ .00

FINANCIAL REPORT BY FUND (with fund totals)

BRADFORD BOARD OF EDUCATION

MDECA CREATED (FINJOU)

BEGINNING BALANCE	MTD RECEIPTS	FYTD RECEIPTS	MTD EXPENDITURES	FYTD EXPENDITURES	AVAILABLE BALANCE	TOTAL ENCUMBERED	TOTAL UNENCUMB BALANCE
9206 IMPROVING TCHR QUALITY FY 2006	.00	.00	.00	.00	\$ .00	\$ .00	\$ .00
9207 IMPROVING TEACHER QUALITY FY2007	.00	.00	.00	.00	\$ .00	\$ .00	\$ .00
9208 IMPROVING TEACHER QUALITY FY2008	.00	.00	.00	.00	\$ .00	\$ .00	\$ .00
9209 IMPROVING TEACHER QUALITY FY2009	.00	.00	.00	.00	\$ .00	\$ .00	\$ .00
9210 IMPROVING TEACHER QUALITY FY2010	.00	.00	.00	.00	\$ .00	\$ .00	\$ .00
9211 IMPROVING TEACHER QUALITY FY2011	.00	.00	.00	.00	\$ .00	\$ .00	\$ .00
9212 IMPROVING TEACHER QUALITY FY2012	.00	.00	.00	.00	\$ .00	\$ .00	\$ .00
9213 IMPROVING TEACHER QUALITY FY2013	.00	.00	.00	.00	\$ .00	\$ .00	\$ .00
9214 IMPROVING TEACHER QUALITY FY2014	.00	.00	.00	.00	\$ .00	\$ .00	\$ .00
9215 IMPROVING TEACHER QUALITY FY2015	.00	.00	.00	.00	\$ .00	\$ .00	\$ .00
9216 IMPROVING TEACHER QUALITY FY2016	.00	.00	.00	.00	\$ .00	\$ .00	\$ .00
9217 IMPROVING TEACHER QUALITY FY2017	.00	.00	.00	.00	\$ .00	\$ .00	\$ .00
9218 IMPROVING TEACHER QUALITY FY18	.00	.00	.00	.00	\$ .00	\$ .00	\$ .00
9718 IMPROVING TEACHER QUALITY FY2018	.00	.00	.00	.00	\$ .00	\$ .00	\$ .00
9819 TITLE IIA FOR THE 2018-2019 SCHOOL YEAR	.00	14,631.10	.00	.00	\$14,631.10	\$ .00	\$14,631.10
TOT 590:	\$ .00	14,631.10	.00	.00	\$14,631.10	\$ .00	\$14,631.10

*****							
** FUND 599 **							
*****							
0000 OTHER MISC FEDERAL GRANTS	.00	35.58	.00	.00	\$51.31	\$ .00	\$51.31
9001 FEMA MISC FEDERAL GRANT	.00	.00	.00	.00	\$ .00	\$ .00	\$ .00
9002 Assistive Technology Infusion Project Rd#2	.00	.00	.00	.00	\$ .00	\$ .00	\$ .00

MDECA CREATED (FINJOU)

DESCRIPTION	BEGINNING BALANCE	MTD RECEIPTS	FYTD RECEIPTS	MTD EXPENDITURES	FYTD EXPENDITURES	AVAILABLE BALANCE	TOTAL ENCUMBERED	TOTAL UNENCUMBERED BALANCE
9003 ASSISTIVE TECH INFUSION PROJECT Rd#3	\$ .00	.00	.00	.00	.00	\$ .00	\$ .00	\$ .00
9004 ATTP ROUND #4	\$ .00	.00	.00	.00	.00	\$ .00	\$ .00	\$ .00
9006 NATIONAL ARCHERY IN SCHOOLS PROGRAM	\$ .00	.00	.00	.00	.00	\$ .00	\$ .00	\$ .00
9118 MISC. FED. GRANT	\$ .00	65,061.15	65,132.75	.00	65,132.75	\$71.60-	\$12.90	\$84.50-
9119 MISC. FED. GRANT	\$ .00	.00	.00	6,891.73	16,710.77	\$16,710.77-	\$756.80	\$17,467.57-
9199 GRANT SMALL RURAL SCHOOL GRANTS	\$ .00	47,884.00	47,884.00	.00	23,947.00	\$24,037.00	\$50.00	\$23,987.00
9203 TITLE II-D TECHNOLOGY	\$ .00	.00	.00	.00	.00	\$ .00	\$ .00	\$ .00
9204 TITLE II-D FY 2004 TECHNOLOGY	\$ .00	.00	.00	.00	.00	\$ .00	\$ .00	\$ .00
9205 TITLE II-D FY 2005	\$ .00	.00	.00	.00	.00	\$ .00	\$ .00	\$ .00
9206 TITLE II-D FY 2006	\$ .00	.00	.00	.00	.00	\$ .00	\$ .00	\$ .00
9207 TITLE II-D FY2007	\$ .00	.00	.00	.00	.00	\$ .00	\$ .00	\$ .00
9208 TITLE II-D FY2008	\$ .00	.00	.00	.00	.00	\$ .00	\$ .00	\$ .00
9209 TITLE II-D FY2009	\$ .00	.00	.00	.00	.00	\$ .00	\$ .00	\$ .00
9210 TITLE II-D FY2010	\$ .00	.00	.00	.00	.00	\$ .00	\$ .00	\$ .00
9718 MISC. FED. GRANT	\$ .00	.00	.00	.00	.00	\$ .00	\$ .00	\$ .00
9819 TITLE IV FOR THE 2018-2019 SCHOOL YEAR	\$ .00	8,116.00	8,116.00	.00	8,116.00	\$ .00	\$ .00	\$ .00
9905 REAP FEDERAL GRANT FY 2005	\$ .00	.00	.00	.00	.00	\$ .00	\$ .00	\$ .00
9907 REAP GRANT 2006 (FY2007)	\$ .00	.00	.00	.00	.00	\$ .00	\$ .00	\$ .00
9908 REAP 2007 (FY2008) FEDERAL GRANT	\$ .00	.00	.00	.00	.00	\$ .00	\$ .00	\$ .00
9909 REAP FY2009 FEDERAL GRANT	\$ .00	.00	.00	.00	.00	\$ .00	\$ .00	\$ .00
9910 REAP FY2010	\$ .00	.00	.00	.00	.00	\$ .00	\$ .00	\$ .00
9911 REAP FY2011	\$ .00	.00	.00	.00	.00	\$ .00	\$ .00	\$ .00
9912 REAP FY2012	\$ .00	.00	.00	.00	.00	\$ .00	\$ .00	\$ .00
9913 REAP FY2013	\$ .00	.00	.00	.00	.00	\$ .00	\$ .00	\$ .00

BRADFORD BOARD OF EDUCATION  
FINANCIAL REPORT BY FUND (with fund totals)

MDECA CREATED (FINJOU)

	BEGINNING BALANCE	MTD RECEIPTS	FYTD RECEIPTS	MTD EXPENDITURES	FYTD EXPENDITURES	AVAILABLE BALANCE	TOTAL ENCUMBERED	TOTAL UNENCUMB BALANCE
9914 REAP FY2014	\$ .00	.00	.00	.00	.00	\$ .00	\$ .00	\$ .00
9915 REAP FY2105	\$ .00	.00	.00	.00	.00	\$ .00	\$ .00	\$ .00
9916 REAP FY2016	\$ .00	.00	.00	.00	.00	\$ .00	\$ .00	\$ .00
9917 REAP FY2017	\$2,535.00	.00	.00	.00	2,535.00	\$ .00	\$ .00	\$ .00
9918 REAP FY2018	\$12,973.50	.00	16,222.00	.00	4,884.00	\$24,311.50	\$100.00	\$24,211.50
TOT 599:	\$15,524.23	.00	137,318.73	6,891.73	121,225.52	\$31,617.44	\$919.70	\$30,697.74

GRAND TOTALS: \$7,300,069.27 700,620.99 4,863,965.02 514,069.97 4,430,820.69 \$7,733,213.60 \$990,914.32 \$6,742,299.28

BRADFORD BOARD OF EDUCATION  
 APPROPRIATION COMPLIANCE VERIFICATION  
 Based On Expendable Amount  
 Summary Report By Fund

FUND	DESCRIPTION	BEGIN CASH	REVSUM TOTAL	APPSUM TOTAL	CASH+REVS-APPS	ACTUAL FYTD RECEIPT
Total Fund 001	GENERAL	5,940,415.63	7,052,477.00	8,086,213.00	4,906,679.63	4,302,956.15
Total Fund 002	BOND RETIREMENT	170,889.65	104,127.00	124,237.29	150,779.36	44,835.32
Total Fund 003	PERMANENT IMPROVEMENT	441,263.90	0.00	20,000.00	421,263.90	0.00
Total Fund 006	FOOD SERVICE	91,719.10	251,130.00	286,033.76	56,815.34	125,624.57
Total Fund 007	SPECIAL TRUST	34,506.36	5,500.00	24,750.00	15,256.36	6,000.00
Total Fund 008	ENDORSEMENT	54,575.24	980.00	3,000.00	52,555.24	736.89
Total Fund 010	CLASSROOM FACILITIES	0.00	0.00	0.00	0.00	0.00
Total Fund 018	PUBLIC SCHOOL SUPPORT	33,585.67	19,977.00	27,583.84	19,978.83	3,988.02
Total Fund 019	OTHER GRANT	22,207.17	21,440.00	18,169.61	25,477.56	22,542.85
Total Fund 020	SPECIAL ENTERPRISE FUND	0.00	0.00	0.00	0.00	0.00
Total Fund 022	DISTRICT AGENCY	1,439.50	4,825.00	3,809.11	2,455.39	0.00
Total Fund 034	CLASSROOM FACILITIES MAINT.	440,920.54	44,911.00	35,355.00	450,476.64	8,558.68
Total Fund 200	STUDENT MANAGED ACTIVITY	28,981.13	42,623.00	41,055.51	30,748.62	29,602.19
Total Fund 300	DISTRICT MANAGED ACTIVITY	23,692.11	128,361.00	128,119.79	24,133.32	79,126.80
Total Fund 416	TEACHER DEVELOPMENT	0.00	0.00	0.00	0.00	0.00
Total Fund 432	MANAGEMENT INFORMATION SYSTEM	0.00	0.00	0.00	0.00	0.00
Total Fund 450	SCHOOLNET EQUIP/INFRASTRUCTURE	0.00	0.00	0.00	0.00	0.00
Total Fund 451	DATA COMMUNICATION FUND	0.00	3,600.00	3,600.00	0.00	1,800.00
Total Fund 452	SCHOOLNET PROFESS. DEVELOPMENT	0.00	0.00	0.00	0.00	0.00
Total Fund 454	* Invalid fund per the blue book	0.00	0.00	0.00	0.00	0.00
Total Fund 458	* Invalid fund per the blue book	0.00	0.00	0.00	0.00	0.00
Total Fund 459	OHIO READS	0.00	0.00	0.00	0.00	0.00
Total Fund 460	SUMMER INTERVENTION	0.00	0.00	0.00	0.00	0.00
Total Fund 499	MISCELLANEOUS STATE GRANT FUND	0.00	0.00	0.00	0.00	0.00
Total Fund 504	* Invalid fund per the blue book	0.00	0.00	0.00	0.00	2,718.25
Total Fund 506	RACE TO THE TOP	0.00	0.00	0.00	0.00	0.00
Total Fund 516	IDEA PART B GRANTS	0.00	105,121.58	0.00	105,121.58	0.00
Total Fund 532	* Invalid fund per the blue book	0.00	0.00	0.00	0.00	0.00
Total Fund 533	TITLE II D - TECHNOLOGY	0.00	0.00	0.00	0.00	0.00
Total Fund 572	TITLE I DISADVANTAGED CHILDREN	148.94	133,623.92	133,623.92	148.94	84,525.47
Total Fund 573	TITLE V INNOVATIVE EDUC RGM	0.00	0.00	0.00	0.00	0.00
Total Fund 584	DRUG FREE SCHOOL GRANT FUND	0.00	0.00	0.00	0.00	0.00
Total Fund 587	IDEA PRESCHOOL-HANDICAPPED	0.00	776.71	0.00	776.71	0.00
Total Fund 590	IMPROVING TEACHER QUALITY	0.00	18,120.09	18,120.09	0.00	14,631.10
Total Fund 599	MISCELLANEOUS FED. GRANT FUND	15,524.23	189,515.32	182,183.71	22,855.84	137,318.73
Grand Totals:		7,300,069.27	8,121,308.62	9,135,854.63	6,285,523.26	4,863,965.02



DATE: 02/01/19

BALANCE CHECK REPORT

PAGE 1

TIME: 11:10

BRADFORD BOARD OF EDUCATION

(BALCHK)

ALL FUNDS

MONTH TO DATE EXPENDITURES	APPROP ACCOUNTS
BUDGET ACCOUNTS	514,069.97
514,069.97	

CASH ACCOUNTS	514,069.97
---------------	------------

YEAR TO DATE EXPENDITURES	APPROP ACCOUNTS
BUDGET ACCOUNTS	514,069.97
514,069.97	

CASH ACCOUNTS	514,069.97
---------------	------------

FISCAL YR TO DATE EXPENDITURES	APPROP ACCOUNTS
BUDGET ACCOUNTS	4,430,820.69
4,430,820.69	

CASH ACCOUNTS	4,430,820.69
---------------	--------------

PROJECT YR TO DATE EXPENDITURES	APPROP ACCOUNTS
BUDGET ACCOUNTS	581,001.73
581,001.73	

CASH ACCOUNTS	581,001.73
---------------	------------

MONTH TO DATE REVENUE	REVENUE ACCOUNTS
700,620.99	

CASH ACCOUNTS	700,620.99
---------------	------------

YEAR TO DATE REVENUE	REVENUE ACCOUNTS
700,620.99	

CASH ACCOUNTS	700,620.99
---------------	------------

FISCAL YR TO DATE REVENUE	REVENUE ACCOUNTS
4,863,965.02	

CASH ACCOUNTS	4,863,965.02
---------------	--------------

PROJECT YR TO DATE REVENUE	REVENUE ACCOUNTS
593,939.70	

CASH ACCOUNTS	593,939.70
---------------	------------

DATE: 02/01/19  
TIME: 11:10

BALANCE CHECK REPORT  
BRADFORD BOARD OF EDUCATION

PAGE 2  
(BALCHK)

ALL FUNDS

OPEN P. O. FILE 990,914.32		APPROP ACCOUNTS 990,914.32
APPROP ACCOUNTS .00	MONTH TO DATE TRANSFERS	REVENUE ACCOUNTS .00
	BUDGET ACCOUNTS .00	
APPROP ACCOUNTS .00	YEAR TO DATE TRANSFERS	REVENUE ACCOUNTS .00
	BUDGET ACCOUNTS .00	
APPROP ACCOUNTS 129,695.50	FISCAL YTD TRANSFERS	REVENUE ACCOUNTS 129,695.50
	BUDGET ACCOUNTS 129,695.50	

Date: 2/01/19

NEGATIVE BUDGET REPORT  
Processing Month: January 2019  
BRADFORD BOARD OF EDUCATION

Obj	Sec	Subject	Op	Il	Job	Account Description	FYTD Budget	MTD Expended	FYTD Expended	Current Encumbered	Unencumbered Balance
Fund: 001	001	7410									
001	0000	000000	000	000	000	ADVANCES OUT	.00	.00	108,897.00	.00	108,897.00-
	** Fund 001	Sec 0000	Totals				.00	.00	108,897.00	.00	108,897.00-
300	7420										
922	9002	000000	000	000	000	DISTRICT MANAGED ACT REPAYMEN	.00	.00	10,000.00	.00	10,000.00-
	** Fund 300	Sec 9002	Totals				.00	.00	10,000.00	.00	10,000.00-
499	7420										
922	9718	000000	000	000	000	MISCELLANEOUS STATE GRANT FOR	.00	.00	147.50	.00	147.50-
	** Fund 499	Sec 9718	Totals				.00	.00	147.50	.00	147.50-
599	7420										
922	9718	000000	000	000	000	TITLE IV GRANT 2018	.00	.00	8,116.00	.00	8,116.00-
	** Fund 599	Sec 9718	Totals				.00	.00	8,116.00	.00	8,116.00-
599	7420										
922	9917	000000	000	000	000	MISC. FED. GRANT REPAYMENT RE	.00	.00	2,535.00	.00	2,535.00-
	** Fund 599	Sec 9917	Totals				.00	.00	2,535.00	.00	2,535.00-
Grand Total All Funds							.00	.00	129,695.50	.00	129,695.50-